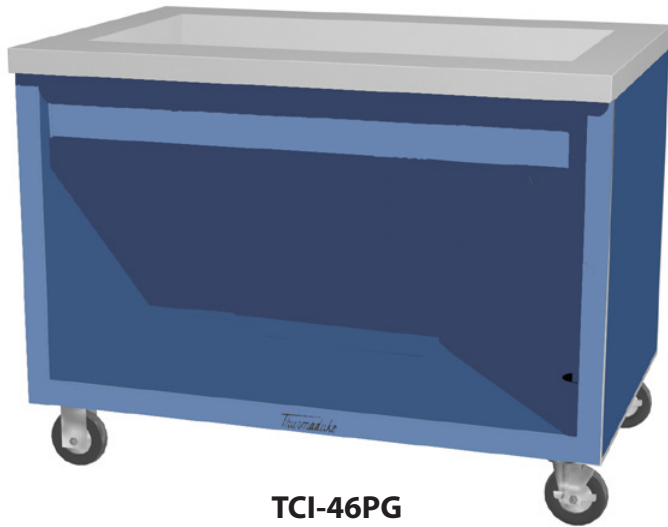




Your Solutions Partner

Specifications

F.O.B. Sedalia, Missouri 65301



TCI-46PG

OPTIONS:

- 14 gauge tops
- Internal Locking device
- 8" deep pan liner
- Special depth cold pan
- False Bottom
- Sliding/Hinged doors
- Foodshields
- Workshelves
- Trayslides
- Food pans/adaptor bars and panels - see Top Equipment Section in Price List.
- Intermediate shelf
- Stainless steel legs
- Veneered plastic laminate panels on body
- Powder coat paint colors
- Kickplates s/s or p/g

DUKE MANUFACTURING CO.
 2305 N. Broadway
 St. Louis, MO 63102
 800.735.3853 Toll Free
 314.231.5074 Fax
 www.dukemfg.com
 SS-1170 Thurmaduke - Cold Pan-Ice

Approval Stamp(s):

PRODUCT INFORMATION:

PROJECT: _____

ITEM: _____

QUANTITY: _____

MODEL:

Thurmaduke Serving Systems

Cold Pan Units - Ice Cooled

- TCI-32** 32" length units
- TCI-46** 46" length units
- TCI-60** 60" length units
- TCI-74** 74" length units
- TCI-88** 88" length units

TOP:

- 16 gauge, 300 Series stainless steel
- Edges flanged down 2" at 90° - all four sides
- Inside edges flanged down 90° against liner

COLD PAN LINER:

- 300 Series stainless steel - 5" deep
- Insulated on all four sides and bottom
- 1" drain shut-off valve

BODY:

- Choice of (12) powder coat paint colors.
- Stainless steel body
- Operator's side open to bottom shelf
- Customer side and ends fully enclosed
- Bottom shelf paint grip or stainless steel to match body

Agency Listings:



Specification subject to change



THURMADUKE SERVING SYSTEMS - COLD PAN - ICE COOLED

Catalog No. TSS-ICE

A.I.A. File No. 35-C-13



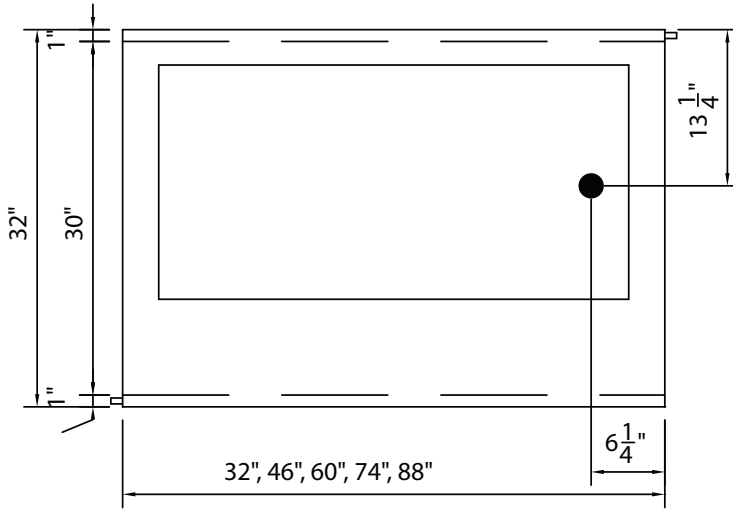
THURMADUKE SERVING SYSTEMS

Cold Pan Units - Ice Cooled

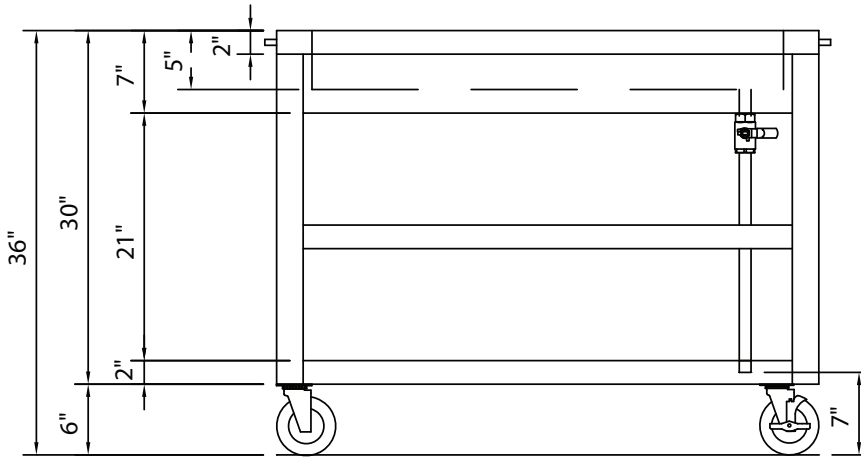
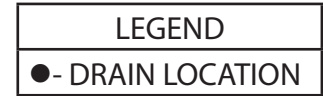
A.I.A. File No. 35-C-13

Catalog No. TSS-ICE

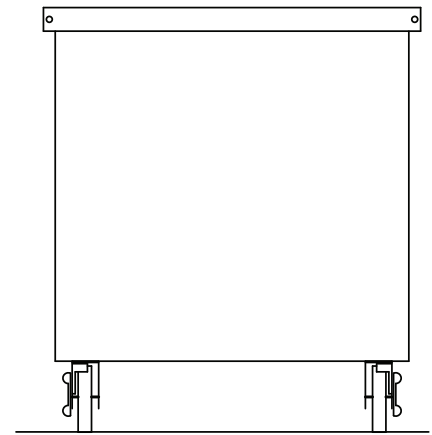
THURMADUKE SERVING SYSTEMS - COLD PAN - ICE COOLED



TOP VIEW



FRONT VIEW



RIGHT SIDE VIEW

Ice Cooled 5" (12.7cm) Deep Cold Pan Unit -

All units 32" (81.3 cm) width

Freight Class: 150

DIMENSIONS:

Model	Length		Height		Cold Pan Liner Dimensions						Cube ft. crat- ed	Weight	
	in	cm	in	cm	Length		Width		Height			lbs	kg
					in	cm	in	cm	in	cm			
TCI-32	32	81.3	36	91.4	25-7/8	59.9	19-7/8	50.6	5	12.7	39.8	220	100.0
TCI-46	46	116.8	36	91.4	39-7/8	101.4	19-7/8	50.6	5	12.7	47.7	312	141.8
TCI-60	60	152.4	36	91.4	53-7/8	136.9	19-7/8	50.6	5	12.7	60.5	375	170.5
TCI-74	74	188.0	36	91.4	67-7/8	172.5	19-7/8	50.6	5	12.7	73.3	436	198.2
TCI-88	88	223.5	36	91.4	81-7/8	208.2	19-7/8	50.6	5	12.7	86.2	480	218.2



Duke Manufacturing Co.
2305 N. Broadway
St. Louis, MO 63102

Phone: 314-231-1130
Toll Free: 1-800-735-3853
Fax: 314-231-5074

www.dukemfg.com