

Refrigerated Service Case



Conforms to NSF STD 7
TYPE II

- NR3647RSV
- NR4847RSV
- NR6047RSV
- NR7247RSV

Lengths include end panels
 35-3/4"L x 33"D x 47-1/8"H
 47-3/4"L x 33"D x 47-1/8"H
 59-3/4"L x 33"D x 47-1/8"H
 71-3/4"L x 33"D x 47-1/8"H

STANDARD FEATURES

- NOTE: Glass warranty only applicable to first point of delivery
- Breeze~E (Type-II) w/ EnergyWise s/c refrigeration
- (2) Levels of clear glass shelving removable and adjustable on 1" centers
- Blue Fin coated coil
- Compressor air intake from rear and out front panel at toe kick. Front panel cannot be blocked.
- Condensate pan (self-contained refrig. only)
- Integrated average product temperature of 40°F or less
- LED top & shelf lights
- One piece formed ABS plastic tub
- One year parts & labor; 5 year compressor warranty
- Vertical, fixed front & side UV bonded frameless glass

Features	Standard	Options
FRAME EXTERIOR COLOR	<input type="checkbox"/> Black	<input type="checkbox"/> Painted (non-stock colors, specify RAL#) <input type="checkbox"/> Painted (stock colors, specify RAL#) <input type="checkbox"/> Stainless steel
INTERIOR COLOR	<input type="checkbox"/> Black	<input type="checkbox"/> NOTE: Interior color must be FDA & NSF approved <input type="checkbox"/> Painted (stock colors, specify RAL#) <input type="checkbox"/> Stainless steel
PANEL EXTERIOR	<input type="checkbox"/> Laminated (non-premium) Confirm pattern/grain direction	<input type="checkbox"/> Laminated (premium) Confirm pattern/grain direction <input type="checkbox"/> Stainless steel
BASE SUPPORT	<input type="checkbox"/> Adjustable, locking casters	<input type="checkbox"/> 6"H stainless steel legs <input type="checkbox"/> Shims (standard w/ remote)
END PANEL LEFT	<input type="checkbox"/> Full end panel	<input type="checkbox"/> No end panel w/ synchronized defrost
END PANEL RIGHT	<input type="checkbox"/> Full end panel	<input type="checkbox"/> No end panel w/ synchronized defrost
LOWER FRONT PANEL	<input type="checkbox"/> Black	<input type="checkbox"/> Painted (stock colors, specify RAL#) <input type="checkbox"/> Stainless steel
LOWER REAR PANEL	<input type="checkbox"/> Black	<input type="checkbox"/> Painted (stock colors, specify RAL#) <input type="checkbox"/> Stainless steel
UPPER REAR	<input type="checkbox"/> Clear glass rear sliding doors	<input type="checkbox"/> Reflective glass rear sliding doors
LIGHTS	<input type="checkbox"/> LED 3500K w/ frosted lens	<input type="checkbox"/> LED 3000K w/ frosted lens <input type="checkbox"/> LED 4000K w/ frosted lens
ELECTRICAL CONNECT	<input type="checkbox"/> 6' Straight blade power cord (self-cont.)	<input type="checkbox"/> 6' Locking power cord (self-cont.) <input type="checkbox"/> Electrical leads (remote)
REFRIGERATION	<input type="checkbox"/> Breeze~E (Type-II) w/ EnergyWise s/c refrigeration (rear access)	<input type="checkbox"/> Breeze~E (Type-II) w/ EnergyWise s/c refrigeration (front access) <input type="checkbox"/> Remote w/thermostat, solenoid & TXV (front access) <input type="checkbox"/> Remote w/thermostat, solenoid & TXV (rear access)
MISCELLANEOUS		<input type="checkbox"/> 14.5" Base height extension <input type="checkbox"/> Rear door lock <input type="checkbox"/> Second year parts & labor warranty (excludes compressor)
ACCESSORIES		<input type="checkbox"/> Clean Sweep® coil cleaner (n/a w/remote)

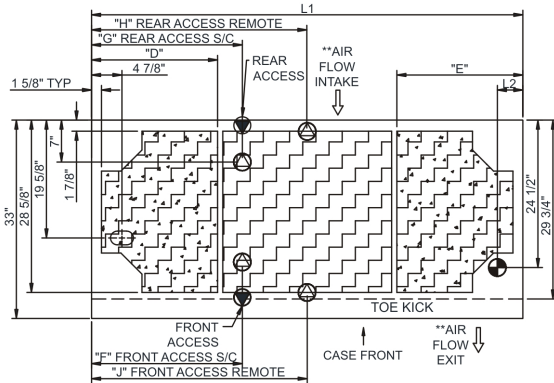
Option Notes: 1 - Cannot be combined w/ 6"H legs

Reveal[®]

Product Specifications

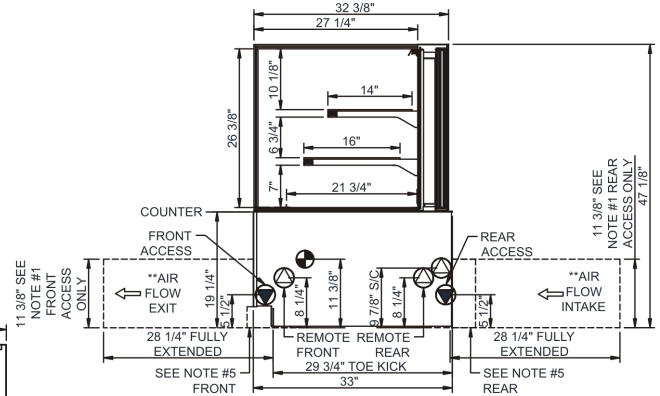
Intended Environment: Type II - Designed to operate in ambient conditions of 80°F and 60% relative humidity unless noted otherwise in system information below.	
Zone	Intended Product To Be Displayed
1	Unpackaged refrigerated products
Warmest Avg Prod Temp ° F	
40	

PLAN VIEW



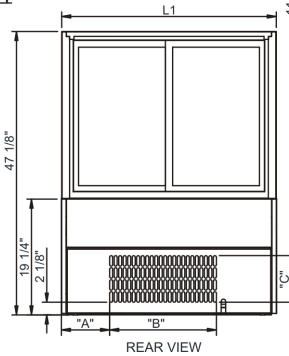
	"D"	"E"	"F"	"G"	"H"	"J"
NR3647RSV	N/A	N/A	7"	7"	17 7/8"	17 7/8"
NR4847RSV	9"	9"	12 3/4"	12 3/4"	23 7/8"	23 7/8"
NR6047RSV	9"	21"	12 3/4"	24 3/4"	29 7/8"	29 7/8"
NR7247RSV	21"	21"	25 1/8"	25 1/8"	35 7/8"	35 7/8"

SIDE VIEW



NOTES:

- 11 3/8" TALL, FULL WIDTH OF CASE OPENING IN CABINET OR COUNTER IS REQUIRED TO PULL OUT REFRIGERATION SYSTEM.
- BACK OF COUNTER / CABINET MUST BE VENTED PROPERLY FOR ADEQUATE AIRFLOW TO CONDENSER.
- **REPRESENTS REAR PULLOUT REFRIGERATION. AIR FLOW INTAKE AND EXIT DETAILS ARE REVERSED WITH FRONT PULLOUT REFRIGERATION OPTION.
- SELF-CONTAINED ACCESS ONLY BY PULLING OUT CONDENSER UNIT.
- 4" OPEN AREA CLEARANCE REQUIRED FOR AIR FLOW FRONT AND REAR OF CASE.



	"A"	"B"	"C"
NR3647RSV	8"	17 3/4"	7 3/4"
NR4847RSV	14"	17 3/4"	7 3/4"
NR6047RSV	26"	17 3/4"	7 3/4"
NR7247RSV	26"	17 3/4"	7 3/4"

NOTE: ALL DIMENSIONS APPROXIMATE

- ELECTRICAL JUNCTION BOX (SUPPLIED WITH 6" LEADS OR POWER CORD).
- LOCATION OF DRAIN TUBE FOR REMOTE REF. ONLY (SUPPLIED WITH 3/4" OR 1 1/2" PVC TUBE).

- REFRIGERATION LINE CONNECTION.
- REMOTE FLOOR SINK & UTILITIES ACCESS AREA.

- SELF-CONTAINED CASE SERVICE ACCESS AREA.
- DRY CASE SERVICE ACCESS AREA.

Model Technical Specifications

Model	L"	L1"	L2"	System Circuit Volts			Phs	Freq	Amps ***	Watts	Wires	NEMA Plug	SST	Conv. Rack BTUH	Para. Rack BTUH	Est Wt
NR3647RSV	N/A	35.75	4.13	Remote(Type I)	Circuit #1	110-120	1	60	1.08	35	2+G	Leads Single	24.00	907	840	650
				Remote(Type II)	Circuit #1	110-120	1	60	1.08	35	2+G	Leads Single	24.00	1015	940	
				Self-Contained	Circuit #1	110-120	1	60	9.76	765	2+G	5-15P or L5-15P	N/A	N/A	N/A	
NR4847RSV	N/A	47.75	4.13	Remote(Type I)	Circuit #1	110-120	1	60	1.08	41	2+G	Leads Single	24.00	1166	1080	950
				Remote(Type II)	Circuit #1	110-120	1	60	1.08	41	2+G	Leads Single	24.00	1318	1220	
				Self-Contained	Circuit #1	110-120	1	60	9.76	770	2+G	5-15P or L5-15P	N/A	N/A	N/A	
NR6047RSV	N/A	59.75	4.13	Remote(Type I)	Circuit #1	110-120	1	60	1.38	59	2+G	Leads Single	20.00	1447	1340	1,000
				Remote(Type II)	Circuit #1	110-120	1	60	1.38	59	2+G	Leads Single	20.00	1620	1500	
				Self-Contained	Circuit #1	110-120	1	60	9.86	778	2+G	5-15P or L5-15P	N/A	N/A	N/A	
NR7247RSV	N/A	71.75	4.13	Remote(Type I)	Circuit #1	110-120	1	60	1.38	64	2+G	Leads Single	20.00	1706	1580	1,150
				Remote(Type II)	Circuit #1	110-120	1	60	1.38	64	2+G	Leads Single	20.00	1922	1780	
				Self-Contained	Circuit #1	110-120	1	60	9.86	783	2+G	5-15P or L5-15P	N/A	N/A	N/A	

*** Does not include electric defrost on freezer models.

Regulatory Approvals:

All Models	Accordance with AHRI Std 1200 ETL Listed to UL 471 ETL Listed to CAN/CSA 22.2 No. 120 ETL Sanitation to NSF/ANSI 7
------------	---



In Accordance with
AHRI Std 1200

DOE 2017
Energy Efficiency
Compliant

Important Notes:

- 1) ELECTRICAL NOTE: If GFCI is required, a GFCI breaker MUST be used in lieu of a GFCI receptacle
- 2) Back side of counter must be open or vented the full length of the unit to allow proper ventilation for the refrigeration system.
- 3) Glass warranty only applicable to first point of delivery.

⚠ WARNING: This product can expose you to chemicals, including Urethane (Ethyl Carbamate), which are known to the State of California to cause cancer and birth defects or other reproductive harm. For more information go to www.P65Warnings.ca.gov.