



atmosphere is everything

14716 S. Broadway • Gardena, CA 90248 • USA
TEL: (310) 532-1555 • (800) 421-1266 • FAX: (310) 324-3030
Web Site: www.marsair.com • E-mail: info@marsair.com

PROJECT

TITLE

COMMENTS

OPTIONS/ITEMS

DATE
10/03/19

PAGE

REV. NO
2

MODEL NO. QP10 Series

DRAWING NO QP10U-F

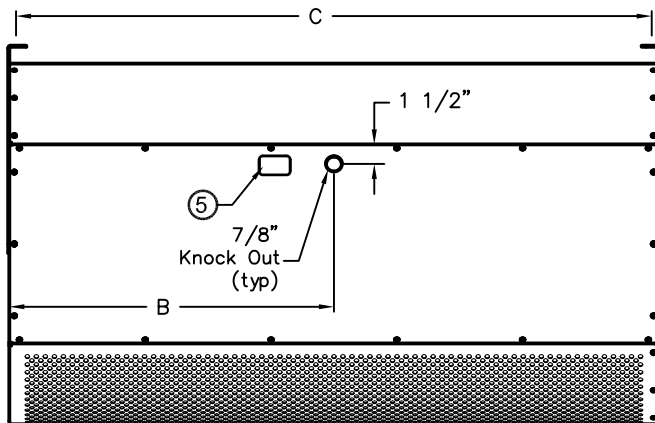
DRAWN BY VM

CHECKED BY NT

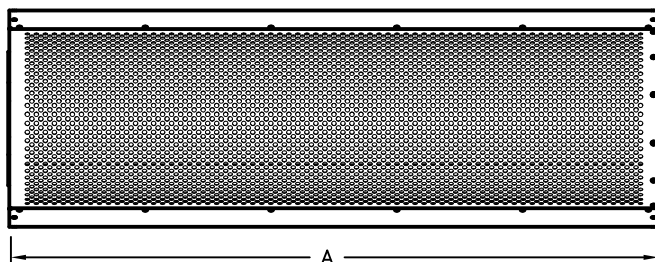
FILE NAME

Unheated Drawing

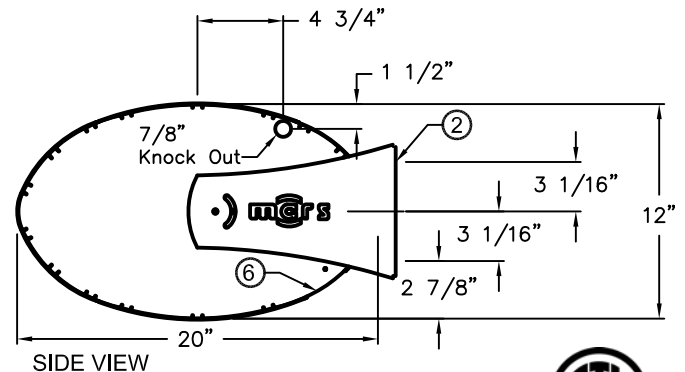
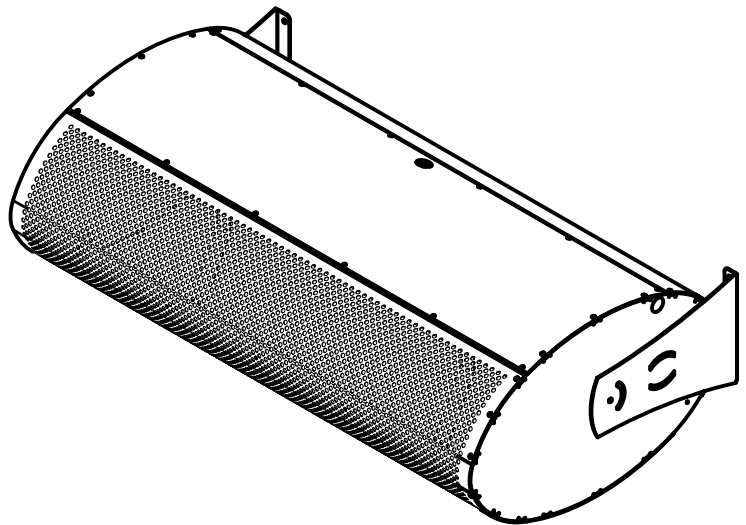
QP10 (QuietPro 10) Series



TOP VIEW



FRONT VIEW

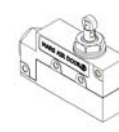


SIDE VIEW

⑧ Recommended Accessories



Control Panels



Door Limit Switches



*- Use corresponding letters in "Electrical Data" columns to complete the model numbers.

MODEL NUMBER	OVERALL LENGTH A (in)	KNOCKOUT LOCATION B (in)	REAR MOUNTING CENTER C (in)
QP1036-1U*-AL	36	25 1/2	34 7/8
QP1042-1U*-AL	42	28 1/2	40 7/8
QP1048-1U*-AL	48	31 1/2	46 7/8
QP1072-2U*-AL	72	40	N/A
QP1084-2U*-AL	84	46	N/A
QP1096-2U*-AL	96	52	N/A
QP10108-3U*-AL	108	58	N/A
QP10120-3U*-AL	120	64	N/A
QP10144-3U*-AL	144	76	N/A

Notes:

1. This product is designed to meet the National Electric Code (NEC), ETL Listed (UL 507 and CSA 22.2)
2. (2) mounting brackets each with (3) 1/4" mounting holes provided for wall mounting. For overhead mounting, rotate each mounting bracket 90 degrees.
3. All units have a self contained cabinet, heavy gauge metal design. Cabinet has sufficient strength for fastening to wall on both ends without intermediate support. (Tandem mounted units longer than 48" require center support)
4. Internal J-Box(es) for electrical wiring: one motor-(1) 2"x 4"; two motors-(1) 4"x 4"; three motors-(2) 4"x 4".
5. Unit is to be installed such that air flow is unobstructed. Air discharge nozzle containing adjustable air directional vanes with 40° sweep front to back.
6. Circuit protection as per NEC by others.
7. Optional motor control panel, door limit switch and mounting brackets are field installed and/or wired by others. The door limit switch is to be mounted such that the air curtain turns on as door begins to open. To prevent unit damage, the mounting brackets must be installed such that the bottom of the air curtain is not below the door header.

QP10 (QuietPro 10) Series

Unheated

Model Lengths 36" – 144"



atmosphere is everything

14716 S. BROADWAY, GARDENA, CA 90248 • Ph: (310)532-1555 Fax: (310)-532-3030 • www.marsair.com
© Copyright Mars Air Systems, LLC 2014

Unheated Data Sheet

Applications: Environmental Separation (up to 12') and Insect Control (up to 10')

QP10 (QuietPro 10) Series	Mechanical Data						Lab Data				
Model Number	Nozzle Length (in)	Length (in)	Depth (in)	Height (in)	Motor (hp)	Weight (lbs)	Max Core Velocity at Nozzle (fpm)	Avg Velocity (fpm)	Volume (cfm)	Uniformity (%)	Power Rating (watts)
QP1036-1U*-AL	36	36	20	12	1/2	60	5960	2206	1379	84	500
QP1042-1U*-AL	42	42	20	12	1/2	65	4865	1945	1418	87	510
QP1048-1U*-AL	48	48	20	12	1/2	70	4247	1730	1442	85	550
QP1072-2U*-AL	72	72	20	12	Two 1/2	120	5960	2206	2758	84	1000
QP1084-2U*-AL	84	84	20	12	Two 1/2	125	4865	1945	2836	87	1020
QP1096-2U*-AL	96	96	20	12	Two 1/2	135	4247	1730	2884	85	1100
QP10108-3U*-AL	108	108	20	12	Three 1/2	175	5960	2206	4137	84	1500
QP10120-3U*-AL	120	120	20	12	Three 1/2	185	4660	2084	4341	92	1570
QP10144-3U*-AL	144	144	20	12	Three 1/2	200	4247	1730	4326	85	1650

* - Use corresponding letters in "Electrical Data" columns to complete the model numbers.

Note: Data above for 1725 RPM at 60 Hz, 50 Hz is 1425 RPM with a 17% reduction in the performance data.

Features:

- ❖ 1/2 HP Continuous Duty TEAO Motors
- ❖ Sleek self-contained heavy gauge metal design
- ❖ ETL Certified to conform to UL 507 (US) and CSA 22.2 (Canada) Standards (Indoor/Outdoor Use)
- ❖ (2) mounting brackets each with (3) ¼" mounting holes provided for wall mounting
- ❖ Cabinet has sufficient strength for fastening to wall on both ends without intermediate support. (Tandem mounted units longer than 48" require center support)
- ❖ Adjustable air directional vanes with 40° sweep front to back
- ❖ Standard color is Anodized Aluminum
- ❖ 5 year parts warranty
- ❖ Freight Included (FOB Continental USA)
- ❖ Proudly Made in the USA

Options and Accessories: (see Accessories Brochure)

- ❖ Motor Control Panels
- ❖ Overhead Bracket
- ❖ Multi-speed motors and controls
- ❖ Washdown units and accessories (NEMA 4 & 4X)
- ❖ Explosion Resistant units and accessories (Class I, Div. I, Group D)
- ❖ Custom colors and finishes (304SS, 316SS)

Sound Levels: (measured at 10' in an open field)

1 Motor Unit = 53 dBA, 2 Motor Unit = 55 dBA, 3 Motor Unit = 57 dBA & 4 Motor Unit = 59 dBA

Projection Velocity		
Model	Distance from nozzle (in)	Avg. Core Velocity (FPM)
QP1036-1U*-AL	36"	1522
	48"	1312
	60"	1158

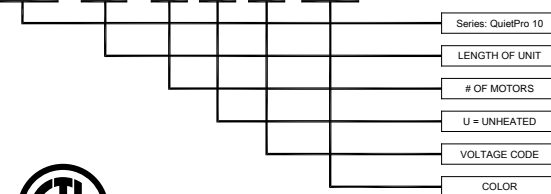
Electrical Data (FLA)	Unit Voltage (Voltage Code)						
	Single Phase			Three Phase			
	115v/10 (A)	208/230v/10 (D)	277v/10 (L)	208/230v/30 (G)	460v/30 (H)	575v/30 (I)	380v/30/50Hz (W)
QP1036-1U*-AL	5.1	2.5	2.7	1.8/1.6	0.8	0.7	1.1
QP1042-1U*-AL	5.1	2.5	2.7	1.8/1.6	0.8	0.7	1.1
QP1048-1U*-AL	5.1	2.5	2.7	1.8/1.6	0.8	0.7	1.1
QP1072-2U*-AL	10.2	5.0	5.4	3.6/3.2	1.6	1.4	2.2
QP1084-2U*-AL	10.2	5.0	5.4	3.6/3.2	1.6	1.4	2.2
QP1096-2U*-AL	10.2	5.0	5.4	3.6/3.2	1.6	1.4	2.2
QP10108-3U*-AL	15.3	7.5	8.1	5.4/4.8	2.4	2.1	3.3
QP10120-3U*-AL	15.3	7.5	8.1	5.4/4.8	2.4	2.1	3.3
QP10144-3U*-AL	15.3	7.5	8.1	5.4/4.8	2.4	2.1	3.3

* - Use corresponding letters in "Electrical Data" columns to complete the model numbers.

Note: For Ampacity Multiply FLA X 1.25

EXAMPLE

QP10 72 - 2 U H - AL



NOTE: MARS AIR SYSTEMS, LLC reserves the right to change specifications and product design without notice. Such revisions do not entitle the buyer to corresponding changes, improvements, additions or replacements for previously purchased equipment.