

SHORT SERIES™ GAS-FIRED KETTLES

37.5" RIM HEIGHT, FULL STEAM JACKETED STATIONARY,
 "SPLASH PROOF SERIES" 40 or 60 Gallons (150 or 225 Liters)

Model

- KGL-40-SH
- KGL-60-SH



Shown with optional Hot & Cold Water Faucet

Standard Features

- High Efficiency (65%) Forced Air Double Pass Heating System
- Fast Heat-up and Recovery Time, 190M BTU on 40 and 60 gallons
- Automatic Hot-Surface Ignition System
- 50 psi Steam Jacket Rating and Safety Valve
- Splash-Proof Solid-State control panel
- Type 316 Stainless Steel with #4 finish on kettle
- Steam Jacket permanently filled with treated distilled water
- Recessed, front-mounted Pressure/Vacuum Gauge
- Solid-State, precise temperature controls with less than 1° C. temperature difference
 - Control Panel Includes:
 - LED indicator for Heat Cycle
 - LED Indicator for Low Water
 - Power On/Off Switch
 - Adjustable Temperature Control Dial
- Spring-assisted, hinged, rotatable, domed Stainless Steel Cover
- 2" Tangent Draw-Off Valve
- Faucet Mounting Bracket (FBK)
- Standard for natural gas operation
- Standard voltage is 115 volt, 60 cycle, 1 phase, supplied with cord and plug
- Level adjustable flanged feet for floor bolting
- Typical approvals include AGA, CSA, CE, NSF and ASME

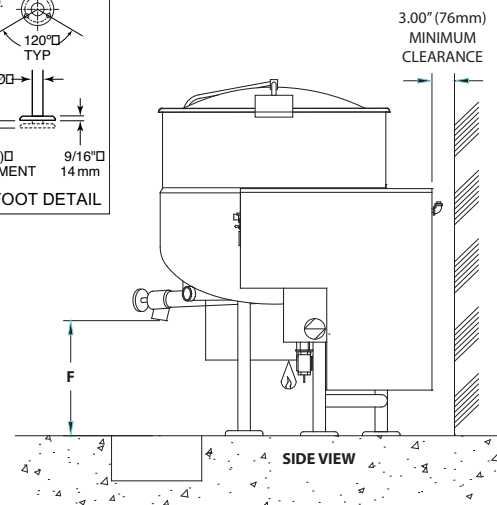
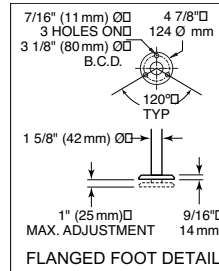
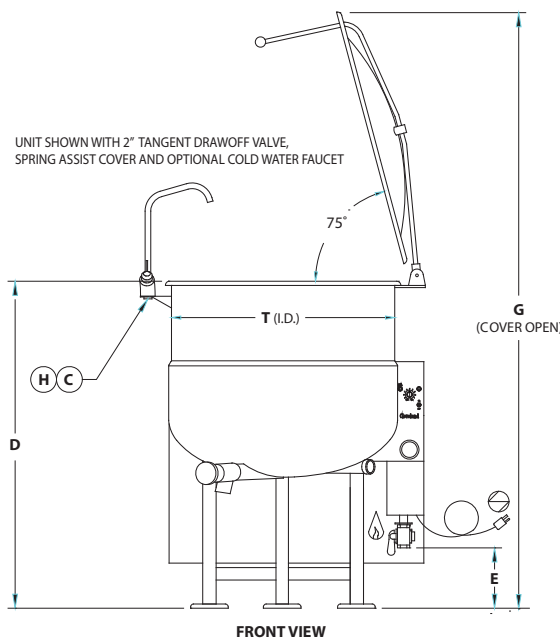
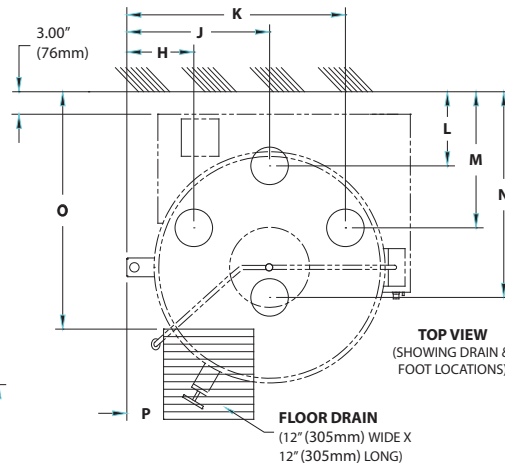
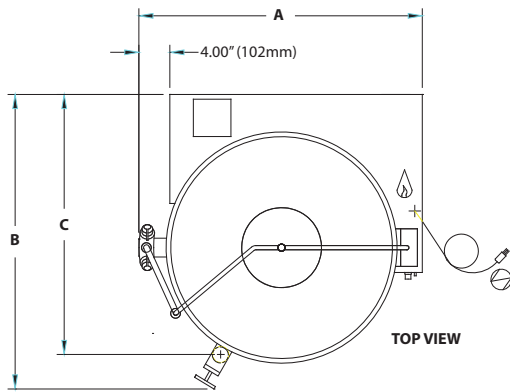
Short Form Specifications

Cleveland Gas-Fired Stationary Kettle, Model KGL-()SH, 37.5" rim height, fully steam jacketed, 50 psi steam jacket rating, 190,000 BTU Double Pass Steam Generator, Power Burner System, Splash-Proof Solid-State Temperature Controls, Automatic Hot-Surface Ignition System. 316 Stainless Steel Interior.

Options & Accessories

- 3" Tangent Draw-off Valve (TD3)
- 3" Butterfly Valve (BV3)
- Hot & Cold Water Faucet (DPK)
- Kettle Accessory Kit (KAK)
- Tri-Basket Strainer Support Systems (TBS)
- Kettles Markings (KM)
- Measuring Strips (MS)
- Propane Gas (PG)
- Correctional Packages
- Heat Deflector Shield (HS001)

CAPACITIES: (in 8 oz. servings, other sizes may be calculated)
 40 Gallon / 150 liters . . . 640 servings
 60 Gallon / 225 liters . . . 960 servings



DIMENSIONS

MODEL #	A	B	C	D	E	F	G	H	J	K	L	M	N	O	P	T (I.D.)
KGL-40-SH	41.63"	42.38	35.50"	37.00"	8.75"	15.50"	71.00"	9.25"	20.75"	32.25"	10.38"	18.63"	29.63"	31.50"	6.38"	33.00"
	1057mm	1076mm	902mm	940mm	222mm	394mm	1803mm	235mm	527mm	819mm	264mm	473mm	753mm	800mm	162mm	838mm
KGL-60-SH	44.00"	43.50	36.50"	38.00"	8.75"	15.00"	74.00"	9.13"	20.88"	34.63"	10.38"	18.63"	31.25"	31.50"	7.50"	35.50"
	1118mm	1105mm	927mm	965mm	222mm	381mm	1880mm	232mm	530mm	879mm	264mm	473mm	794mm	800mm	191mm	902mm

	GAS		ELECTRIC	WATER	CLEARANCE
NATURAL	PROPANE	BTU RATING	120V-1Phase, 60 Hz.	1/2" diameter	RIGHT = 3"
Piping 3/4" N.P.T.	Piping 3/4" N.P.T.	190,000	10 amps	Soft Copper	LEFT = 3"
Supply pressure	Supply pressure			Tubing each	REAR = 3"
4.00" W.C. Min.	11.00" W.C. Min.			When ordered	Allow 6" space min.
14.00" W.C. Max.	14.00" W.C. Max.			with optional	from rear and sides
				faucet	When located near
					combustible walls

Shipping Weights & Dimensions
 Model -
 KGL-40-SH Weight - 552 lbs
 Width - 49"
 Depth - 49"
 Height - 54"

NOTES:

Cleveland Range reserves right of design improvement or modification, as warranted.
 Many regional, state and local codes exist and it is the responsibility of the owner and installer to comply with the codes.
 Cleveland Range equipment is built to comply with applicable standards for manufacturers. Included among those approval agencies are U.L./NSF#4 and CSA (AGA, CGA).

(NOT TO SCALE)

Gas Kettles