

"PB-DISINK-2" PRO-BOWL DROP-IN HAND SINK

2 BOWL



FEATURES:

- FABRICATED BOWL
- ALL SINK BOWLS HAVE LARGE LIBERAL RADII CORNERS
- INCLUDES 3-1/2" BASKET DRAIN
- DECK MOUNT FAUCET HOLES - 4" ON-CENTER

MATERIAL:

- BOWL: TYPE 300 STAINLESS STEEL
POLISH, SATIN FINISH
- BRACKET: TYPE 300 STAINLESS STEEL
POLISH, SATIN FINISH

CONSTRUCTION:

- BOWL: STAINLESS STEEL TOPS ARE TIG WELDED,
EXPOSED WELDS ARE POLISHED TO MATCH ADJACENT
SURFACE.



PB-DISINK101410-2



PB-DISINK141610-2



PB-DISINK201612-2

PRO-BOWL DROP-IN HAND SINKS

MODEL #	QTY
PB-DISINK101410-2	
PB-DISINK141610-2	
PB-DISINK201612-2	

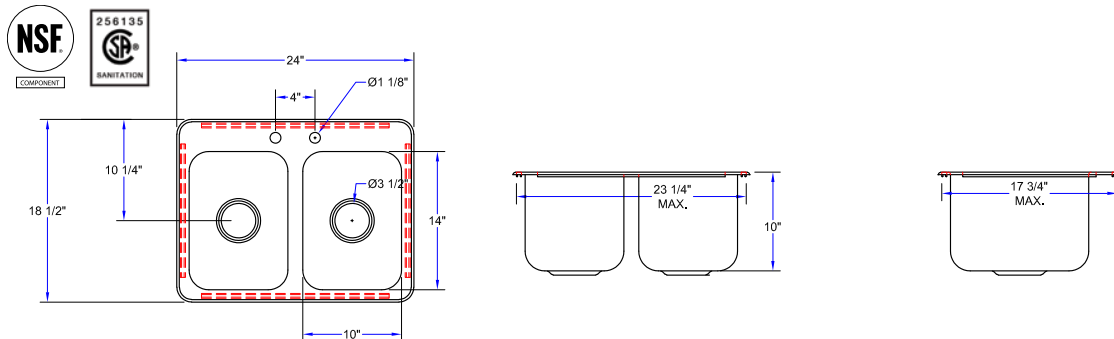
****CALL FACTORY FOR CUT OUT SIZES.****

OPTIONAL ACCESSORIES

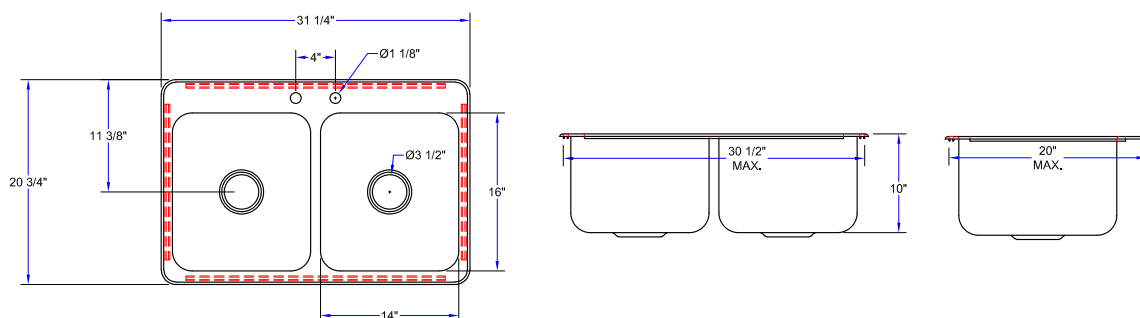
DESCRIPTION	QTY
FAUCETS	
ADA WRIST BLADES	
TOWEL DISPENSER	
LEVER WASTES	
OVER FLOWS	
P-TRAPS	

DETAILED SPECIFICATIONS

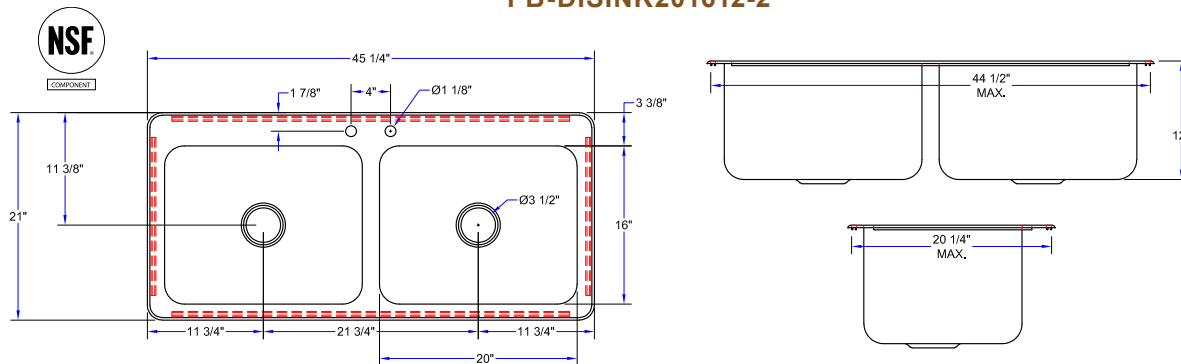
PB-DISINK101410-2



PB-DISINK141610-2



PB-DISINK201612-2



PRO-BOWL DROP-IN HAND SINKS

MODEL #	BOWL SIZE (LxWxD)	SINK SIZE (LxWxD)	CERTIFICATION	SIDE SPLASH
PB-DISINK101410-2	10" X 14" X 10" (2 SINK BOWLS)	24" X 18" X 10"	NSF COMPONENT, CSA	N/A
PB-DISINK141610-2	14" X 16" X 10" (2 SINK BOWLS)	33" X 22" X 10"	-	N/A
PB-DISINK201612-2	20" X 16" X 12" (2 SINK BOWLS)	45" X 22" X 12"	NSF COMPONENT	N/A

**** SUGGESTED CUTOUT. VERIFY WITH PHYSICAL SINK DIMENSIONS FOR CUTOUT SIZE.**

**** WEIGHTS ARE SUBJECT TO ADDITIONAL PACKAGING**

SOME UNITS SHIP UNASSEMBLED FOR REDUCED SHIPPING COST. ALL DIMENSIONS ARE TYPICAL. TOLERANCE +/- .500"

John Boos & Co. is constantly engaged in a program of improving products and therefore reserves the right to change specifications without prior notice.



Boos
lock

AQ AutoQuotes

3601 S. Banker St. • Effingham, IL 62401 • PO BOX 609 • quotes@johnboos.com

www.johnboos.com

110320

789