



**John  
BOOS**  
Since 1887

ITEM #: \_\_\_\_\_ QTY: \_\_\_\_\_  
 MODEL #: \_\_\_\_\_  
 PROJECT NAME: \_\_\_\_\_

071017

3601 S. Banker St. Effingham, IL 62401 • P.O. BOX 609 • Ph: (888) 431-2667 • Fax: (800) 433-2667

## **"EPT6R5-GSK" STAINLESS STEEL PREP TABLE W/ SINK**

- WITH 16GA STAINLESS STEEL WORK TOP
- WITH GALVANIZED BASE AND ADJUSTABLE UNDERSHELF



### **FEATURES:**

- 16 GAUGE STAINLESS STEEL TOP W/ 5" RISER & TURNDOWN
- TYPE 300 STAINLESS STEEL WITH # 4 POLISH, SATIN FINISH
- 1 1/2" STALLION EDGE ON FRONT WITH SIDE EDGES 90 DEGREE BEND DOWN FOR TABLE LINE-UP
- (1) 16" X 20" X 12" BOWL
- GALVANIZED STEEL BASE WITH ADJUSTABLE UNDERSHELF
- ADJUSTABLE BULLET FEET
- SHIPPED KNOCKED-DOWN, EASY-TO-ASSEMBLE
- NSF CERTIFIED
- INCLUDES (1) DECK MOUNTED FAUCET 4" O/C W/ 10" SWING SPOUT

ADJUSTABLE UNDERSHELF



### **CONSTRUCTION:**

- TOP: STAINLESS STEEL TOPS ARE TIG WELDED, EXPOSED WELDS ARE POLISHED TO MATCH ADJACENT SURFACE.

### **MATERIAL:**

- TOP: 16 GAUGE STAINLESS STEEL TYPE 300 STAINLESS STEEL WITH # 4 POLISH, SATIN FINISH
- SHELF: 18 GAUGE GALVANIZED STEEL,
- LEGS: 1 5/8" ROUND O.D. 16 GAUGE TUBULAR GALVANIZED STEEL
- GUSSETS: GALVANIZED STEEL
- FEET: 1" ADJUSTABLE GALVANIZED BULLET FEET



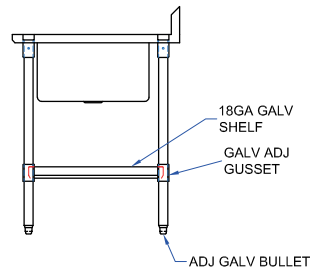
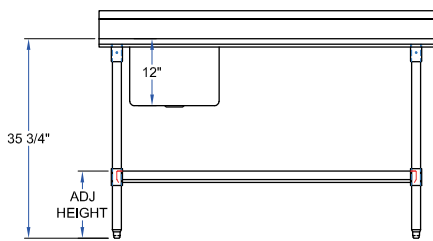
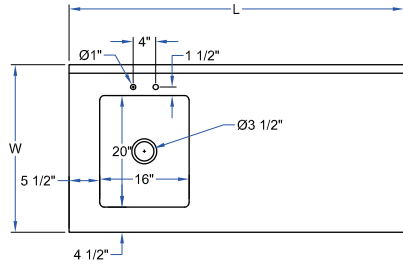
PBF-4DM-10LF

### **STAINLESS STEEL PREP TABLE W/ SINK**

30" WIDE	QTY
EPT6R5-3048GSK-L	
EPT6R5-3048GSK-R	
EPT6R5-3060GSK-L	
EPT6R5-3060GSK-R	
EPT6R5-3072GSK-L	
EPT6R5-3072GSK-R	



# DETAILED SPECIFICATIONS



- UNITS 7 FT. AND LARGER ARE FURNISHED WITH SIX LEGS.
- FINISHED SIZE OF UNDERSHELF.  
SHELF LENGTH = LENGTH MINUS 4.875"  
SHELF WIDTH = WIDTH MINUS 4.25"

## STAINLESS STEEL PREP TABLE W/ SINK

LENGTH	30" WIDE	WT. (LBS)
48"	EPT6R5-3048GSK-L	96
48"	EPT6R5-3048GSK-R	96
60"	EPT6R5-3060GSK-L	171
60"	EPT6R5-3060GSK-R	171
72"	EPT6R5-3072GSK-L	202
72"	EPT6R5-3072GSK-R	202

## MODEL # STRUCTURE

<p>30 = WIDTH OF WORK SURFACE</p> <p>5 = HT. OF RISER W/ TURNDOWN</p> <p>R = RISER TOP WORK TABLE</p> <p>6 = 16GA WORK SURFACE</p> <p>EPT = ECONOMY PREP TABLE</p>	<p>60 = LENGTH OF WORK SURFACE</p> <p>GS = GALVANIZED LEGS &amp; SHELF</p> <p>K = K.D. W/ ADJUSTABLE SHELF</p> <p>L = BOWL LOCATION</p>
--	---

# EPT6R5-3060GSK-L

SOME UNITS SHIP UNASSEMBLED FOR REDUCED SHIPPING COST. ALL DIMENSIONS ARE TYPICAL. TOLERANCE +/- .500"

John Boos & Co. is constantly engaged in a program of improving products and therefore reserves the right to change specifications without prior notice.



3601 S. Banker St. • Effingham, IL 62401 • PO BOX 609 • quotes@johnboos.com

071017



# www.johnboos.com

523