



ITEM #: _____ QTY: _____
 MODEL #: _____
 PROJECT NAME: _____

112117

3601 S. Banker St. Effingham, IL 62401 • P.O. BOX 609 • Ph: (888) 431-2667 • Fax: (800) 433-2667

"EBHS4R5" ENCLOSED BASE TABLES 14GA



STAINLESS TOP - HINGED - 5" RISER

FEATURES:

- 14 GAUGE STAINLESS STEEL TOP WITH 5" REAR RISER
- HINGED DOOR STYLE
- TYPE 300 STAINLESS STEEL WITH #4 POLISH, SATIN FINISH
- TOP IS SOUND DEADENED
- REINFORCED WITH 1"X2" CHANNEL RUNNING ENTIRE LENGTH OF TABLE
- 1-1/2" STALLION EDGE ON FRONT AND REAR WITH SIDE EDGES 90 DEGREE BEND DOWN FOR TABLE LINE-UP
- STAINLESS STEEL BASE AND UNDERSHELF
- UNDERSHELF IS SECURED IN A FIXED POSITION, 10" ABOVE FLOOR
- SHIPPED STANDARD WELDED SET-UP
- NSF CERTIFIED



CONSTRUCTION:

- TOP: STAINLESS STEEL TOPS ARE TIG WELDED, EXPOSED WELDS ARE POLISHED TO MATCH ADJACENT SURFACE

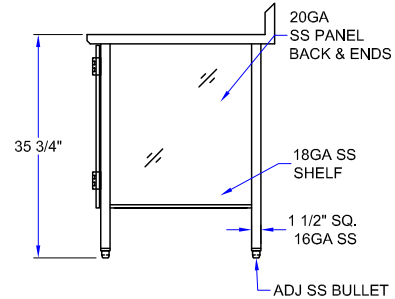
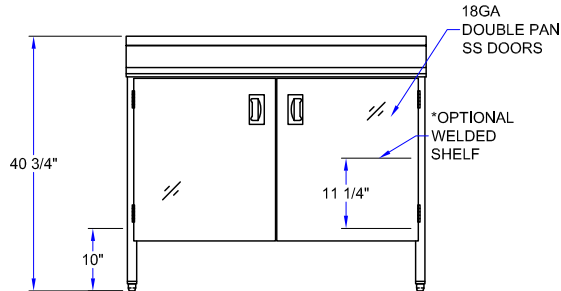
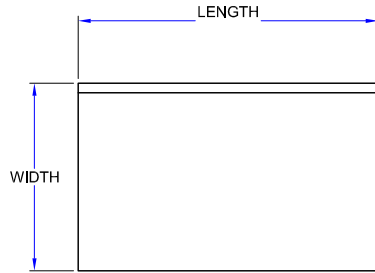
MATERIAL:

- TOP: 14 GAUGE STAINLESSS STEEL TYPE 300 STAINLESS STEEL WITH #4 POLISH, SATIN FINISH
- SHELF: 18 GAUGE TYPE 300 STAINLESS STEEL, #4 POLISH WITH SATIN FINISH
- LEGS: 1-1/2" SQUARE O.D., 16 GAUGE TUBULAR STAINLESS STEEL
- PANELS: 20 GAUGE TYPE 300 STAINLESS STEEL, #4 POLISH WITH SATIN FINISH
- FEET: 1" ADJUSTABLE STAINLESS STEEL BULLET FEET

ENCLOSED BASE TABLES 14GA

24" WIDTH	QTY	30" WIDTH	QTY
EBHS4R5-2436		EBHS4R5-3036	
EBHS4R5-2448		EBHS4R5-3048	
EBHS4R5-2460		EBHS4R5-3060	
EBHS4R5-2472		EBHS4R5-3072	
EBHS4R5-2484		EBHS4R5-3084	
EBHS4R5-2496		EBHS4R5-3096	
EBHS4R5-24108		EBHS4R5-30108	
EBHS4R5-24120		EBHS4R5-30120	
EBHS4R5-24132		EBHS4R5-30132	
EBHS4R5-24144		EBHS4R5-30144	

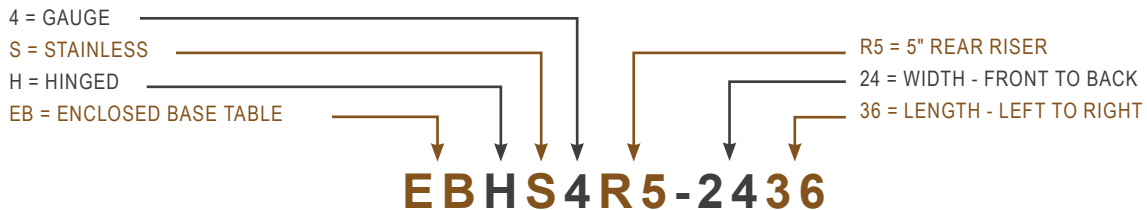
DETAILED SPECIFICATIONS



ENCLOSED BASE TABLES 14GA

LENGTH	LEGS	24" WIDTH	WEIGHT (LBS)	30" WIDTH	WEIGHT (LBS)
36"	4	EBHS4R5-2436	155	EBHS4R5-3036	165
48"	4	EBHS4R5-2448	170	EBHS4R5-3048	180
60"	4	EBHS4R5-2460	185	EBHS4R5-3060	195
72"	4	EBHS4R5-2472	220	EBHS4R5-3072	280
84"	6	EBHS4R5-2484	260	EBHS4R5-3084	290
96"	6	EBHS4R5-2496	300	EBHS4R5-3096	330
108"	6	EBHS4R5-24108	335	EBHS4R5-30108	345
120"	6	EBHS4R5-24120	360	EBHS4R5-30120	370
132"	6	EBHS4R5-24132	390	EBHS4R5-30132	400
144"	6	EBHS4R5-24144	425	EBHS4R5-30144	435

MODEL # STRUCTURE



SOME UNITS SHIP UNASSEMBLED FOR REDUCED SHIPPING COST. ALL DIMENSIONS ARE TYPICAL. TOLERANCE +/- .500"

John Boos & Co. is constantly engaged in a program of improving products and therefore reserves the right to change specifications without prior notice.



3601 S. Banker St. • Effingham, IL 62401 • PO BOX 609 • quotes@johnboos.com

112117



www.johnboos.com

753