



Project _____

Item # _____

Quantity _____

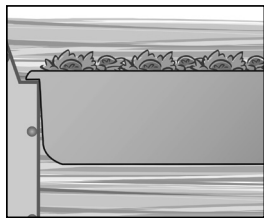
Remote Refrigerated Drop-In Wells

Models: CWBR-1, -2, -3, -4, -5, -6
CWBX-1, -2, -3, -4, -5, -6

Hatco's Remote Refrigerated Drop-In Wells keep pre-chilled food products at safe serving temperatures but in remote configurations that offer more flexibility in your particular dining design needs. Unique top angled inside wall design allows cold air to effectively blanket your food product to keep food optimally cold and fresh.

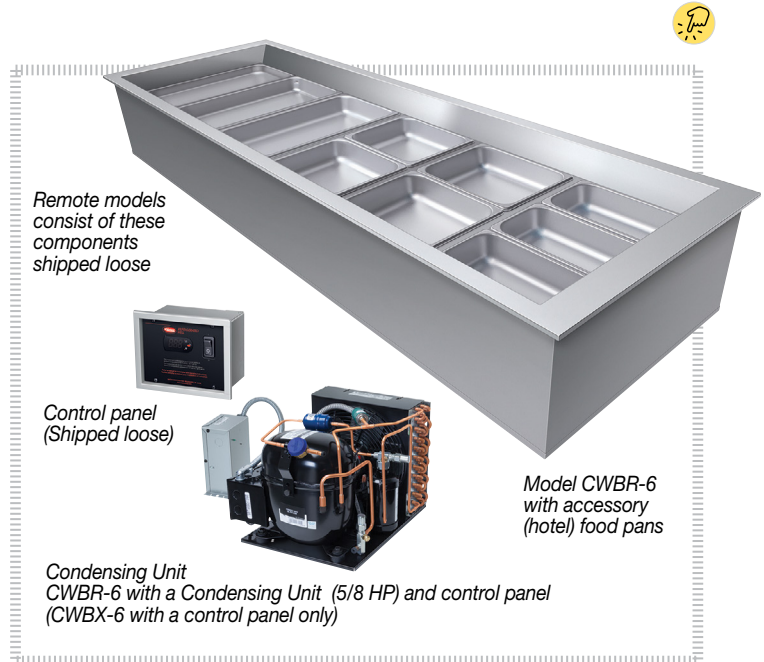
Standard features

- Top mount unit holds full-size pans in 1- to 6-pan configurations
- NSF 7 approved cold wall construction utilizes a refrigerant that keeps food product cold without drying it out



The unique angled inside wall design provides easy access and clear views. The greater surface area of the angled wall and the placement of the coils allow cold air to more effectively blanket your food product.

- Auto-defrost is activated through an advanced electronic controller programmed at the customer location
- 1" NPT brass drain simplifies cleaning
- Matches the Hatco line of Wells for a full integrated look
- **CWBR-S models only:**
 - Condenser utilizes R-513A refrigerant
 - Include a condensing unit (shipped loose – can be field mounted up to 50' [15.24 meters] of tubing from unit) and control panel (shipped loose – probe wires are 9' [2.7 meters]) for installing in more convenient or desirable locations
- **CWBX-S models only:**
 - Includes a control panel (shipped loose – probe wires are 9' [2.7 meters]) but without a condensing unit for the increased flexibility of multiple cold well configurations



Remote models consist of these components shipped loose

Control panel (Shipped loose)

Condensing Unit CWBR-6 with a Condensing Unit (5/8 HP) and control panel (CWBX-6 with a control panel only)

Model CWBR-6 with accessory (hotel) food pans

Options (available at time of purchase only)

- Additional Four-Year Parts Only Warranty on the Compressor (CWBR only) at Time of Unit Purchase (Not available for export voltages)
- Slant Kit to give Cold Wells a 5° tilt
- Gasket (Factory installed and eliminates the need for silicone or other sealants)

Accessories

- Pan Support Bars
- 12" (305 mm), hangs from 20" (508 mm) Pan Support Bar
 - 20" (508 mm), hangs from pan shelf
- Stainless Steel Food Pans:
- Third-Size (2.5" [64 mm] H)
 - Half-Size (2.5" [64 mm] H)
 - Full-Size (2.5" [64 mm] H)
 - Full-Size (4" [102 mm] H)
 - Full-Size (6" [152 mm] H)
- False Bottom (perforated false bottom)
- Wire Trivets Stainless:
- Half-Size (10.19" [259 mm] W x 7.625" [194 mm] D)
 - Full-Size (10.125" [259 mm] W x 18" [457 mm] D)



For operation, location and safety information, please refer to the Installation and Operating Manual.



HATCO CORPORATION | P.O. Box 340500 Milwaukee, WI 53234-0500 U.S.A. | (800) 558-0607 | (414) 671-6350



www.hatcocorp.com | support@hatcocorp.com | [Find a Hatco Rep](#) | [Image Library](#) | [Document Library](#) | [Chat](#)



Remote Refrigerated Drop-In Wells

Models: CWBR-1, -2, -3, -4, -5, -6, CWBX-1, -2, -3, -4, -5, -6

Ordering Instructions:

Please specify the following with each order:

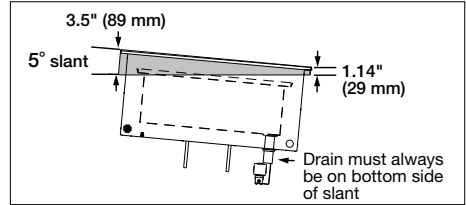
- Desired Voltage and Hz:**
120 (60 Hz),
220, 230 or 240V (50 or 60 Hz)
- Number of Drop-In Wells Required:**
1-, 2-, 3-, 4-, 5- or 6-pan as rectangular, full-size, 12" x 20", (305 mm x 508 mm)
- Remote Refrigeration**
NOTE: Shipped loose: Cold Well with Temperature Probe, Control Panel (Probe Wires are 9' (2.7 meters) and a TXV valve)
A. CWBR with a Condensing Unit – may be field mounted up to 50' (15.24 meters) of tubing from the unit - shipped loose

B. CWBX without a Condensing Unit
(Solenoid Valve attached to Cold Well)

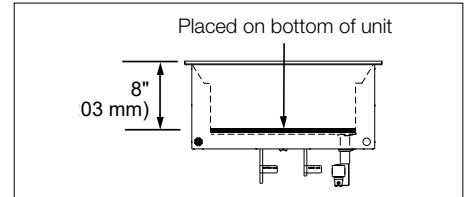
Option

- Slant Option** for CWBR or CWBX-1, -2, -3, -4, -5 or -6
- Gasket** to eliminate need for silicone or other sealants

ALL MODELS, Slant Option (gray highlight)



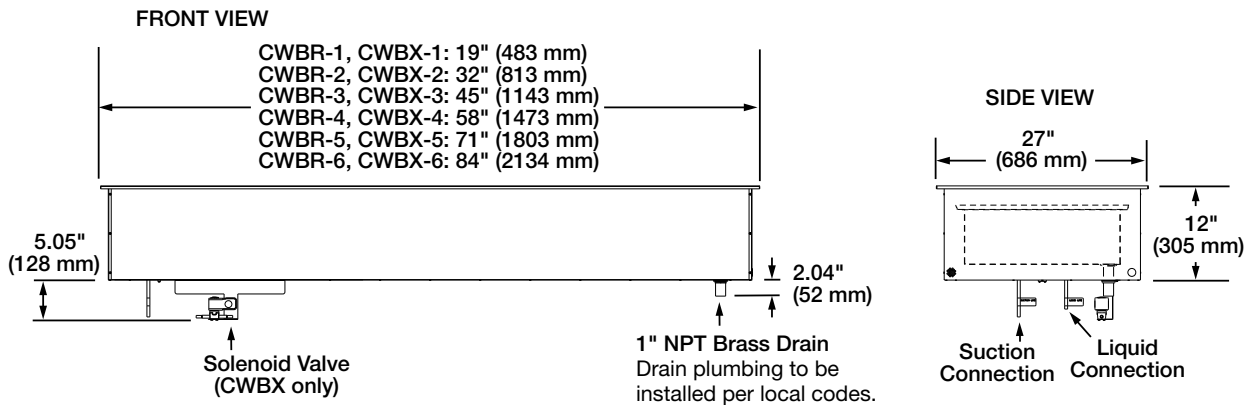
ALL MODELS, False Bottom Accessory (1-part, 2- or 3-part, depending on pan size)



Models CWBR-, CWBX-Series

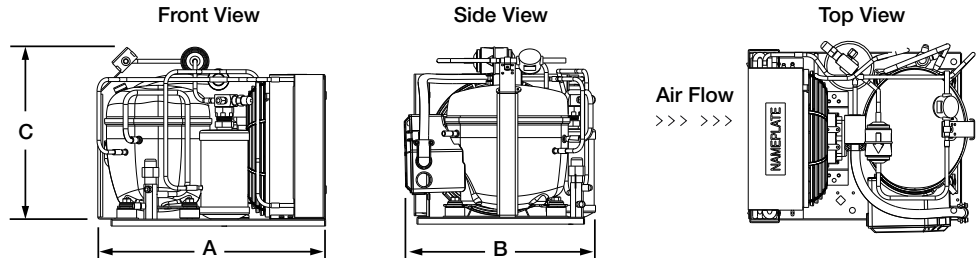
CWBR-6 (with Control Panel and Condenser Unit)

CWBX-6 (with Control Panel only)



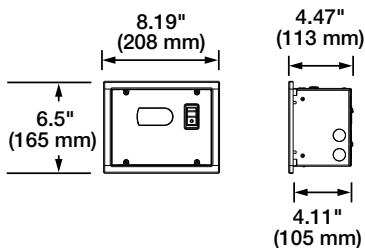
Model CWBR only, Condensing Unit

May be field mounted up to 50' (15.24 meters) from unit



All Models Control Panel

May be field mounted up to 9' (2.7 meters) from unit



Condenser Dimensions for Remote Refrigerated Drop-In Wells

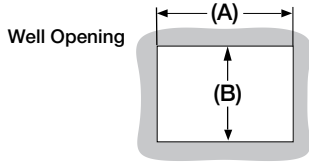
| Model | Voltages | HZ | Width (A) | Depth (B) | Height (C) |
|-----------------|---------------|----|-----------------|-----------------|-----------------|
| CWBR-1, 2, 3, 4 | 120 | 60 | 14.62" (371 mm) | 12.27" (312 mm) | 11.37" (289 mm) |
| | 120 | 60 | 17.45" (444 mm) | 16.35" (415 mm) | 12.05" (306 mm) |
| CWBR-5, -6 | 220, 230, 240 | 50 | 16.55" (420 mm) | 13.05" (331 mm) | 12.05" (306 mm) |
| | 220, 230, 240 | 60 | 18.86" (479 mm) | 16.35" (415 mm) | 11.79" (300 mm) |



Remote Refrigerated Drop-In Wells

Models: CWBR-1, -2, -3, -4, -5, -6, CWBX-1, -2, -3, -4, -5, -6

Cutout Dimensions for Remote Refrigerated Drop-In Wells



| Model | Minimum Width (A) | Maximum Width (A) | Minimum Depth (B) | Maximum Depth (B) |
|---------------|-------------------|-------------------|-------------------|-------------------|
| CWBR-, CWBX-1 | 17.125" (435 mm) | 18" (457 mm) | 25.19" (640 mm) | 26" (660 mm) |
| CWBR-, CWBX-2 | 30.125" (765 mm) | 31" (787 mm) | | |
| CWBR-, CWBX-3 | 43.125" (1095 mm) | 44" (1118 mm) | | |
| CWBR-, CWBX-4 | 56.125" (1425 mm) | 57" (1448 mm) | | |
| CWBR-, CWBX-5 | 69.125" (1756 mm) | 70" (1778 mm) | | |
| CWBR-, CWBX-6 | 82.125" (2086 mm) | 83" (2108 mm) | | |

SPECIFICATIONS Drop-In Full-Size Models - with Condensing Unit and Remote Control Panel

The shaded areas contain electrical information for International models

| Model† | Dimensions (Width x Depth x Height) (12" [305 mm] Well Height) | Voltage | HP Compressor Size | Hz | Watts | Amps | Phase | Ship Weight |
|--------|--|-------------|--------------------|----|----------------|-------------|--------|------------------|
| CWBR-1 | 19" x 27" x 12" (483 x 686 x 305 mm) | 120 | 1/5 | 60 | 300 | 3.8 | Single | 131 lbs. (59 kg) |
| | | 220/230/240 | 1/3 | 50 | 1089/1190/1296 | 5.0/5.2/5.4 | | |
| | | | | 60 | 1129/1234/1344 | 5.1/5.4/5.6 | | |
| CWBR-2 | 32" x 27" x 12" (813 x 686 x 305 mm) | 120 | 1/5 | 60 | 300 | 3.8 | | |
| | | 220/230/240 | 1/3 | 50 | 1089/1190/1296 | 5.0/5.2/5.4 | | |
| | | | | 60 | 1129/1234/1344 | 5.1/5.4/5.6 | | |
| CWBR-3 | 45" x 27" x 12" (1143 x 686 x 305 mm) | 120 | 1/5 | 60 | 300 | 3.8 | | |
| | | 220/230/240 | 1/3 | 50 | 1089/1190/1296 | 5.0/5.2/5.4 | | |
| | | | | 60 | 1129/1234/1344 | 5.1/5.4/5.6 | | |
| CWBR-4 | 58" x 27" x 12" (1473 x 686 x 305 mm) | 120 | 1/3 | 60 | 450 | 5.9 | | |
| | | 220/230/240 | 3/8 | 50 | 826/904/984 | 3.8/3.9/4.1 | | |
| | | | 1/3 | 60 | 1129/1234/1344 | 5.1/5.4/5.6 | | |
| CWBR-5 | 71" x 27" x 12" (1803 x 686 x 305 mm) | 120 | 5/8 | 60 | 800 | 8.7 | | |
| | | 220/230/240 | 1/2 | 50 | 826/904/984 | 3.8/3.9/4.1 | | |
| | | | 5/8 | 60 | 1956/2138/2328 | 8.9/9.3/9.7 | | |
| CWBR-6 | 84" x 27" x 12" (2134 x 686 x 305 mm) | 120 | 5/8 | 60 | 800 | 8.7 | | |
| | | 220/230/240 | 1/2 | 50 | 826/904/984 | 3.8/3.9/4.1 | | |
| | | | 5/8 | 60 | 1956/2138/2328 | 8.9/9.3/9.7 | | |

†Models shipped with electronic temperature control and a condensing unit (all shipped loose) with a filter-drier and TXV valve.

R-513A REFRIGERANT OPERATING SPECIFICATIONS IN 75°F (24°C) AMBIENT



Refer to the Installation section in the Installation and Operating Manual on the Hatco website

- Suction Pressure: 6-9 PSIG (0.4-0.6 Bar)
- Discharge Pressure : 115-125 PSIG (7.9-8.6 Bar)
- Superheat: 4-10°F (2.2° to 5.6°C)
- Subcooling: 5-10°F (2.8° to 5.6°C)

RECOMMENDED FACTORY FILL RATES for R-513A REFRIGERANT

(CWBR Condensers are shipped without refrigerants)

| Model | Fill Weight |
|--------|-------------------------|
| CWBR-1 | 1 lb. 15 oz. (0.879 kg) |
| CWBR-2 | 2 lb. 1 oz. (0.936 kg) |
| CWBR-3 | |
| CWBR-4 | 1 lb. 15 oz. (0.879 kg) |
| CWBR-5 | 2 lb.13 oz. (1.276 kg) |
| CWBR-6 | |





Remote Refrigerated Drop-In Wells

Models: CWBR-1, -2, -3, -4, -5, -6, CWBX-1, -2, -3, -4, -5, -6

SPECIFICATIONS

Drop-In Wells Full-Size Models - with Remote Control Panel (without a Condensing Unit)

The shaded areas contain electrical information for International models

| Model† | Dimensions (Width x Depth x Overall Height) | Volts | Load/BTU/Hour | HZ | Ship Weight |
|--------|--|-------------|---------------|-------|-------------------|
| CWBX-1 | 19" x 27" x 17.05" (483 x 686 x 433 mm) | 120 | 330 | 60 | 94 lbs. (43 kg) |
| | | 220/230/240 | | 50/60 | |
| CWBX-2 | 32" x 27" x 17.05" (813 x 686 x 433 mm) | 120 | 630 | 60 | 123 lbs. (56 kg) |
| | | 220/230/240 | | 50/60 | |
| CWBX-3 | 45" x 27" x 17.05" (1143 x 686 x 433 mm) | 120 | 930 | 60 | 150 lbs. (68 kg) |
| | | 220/230/240 | | 50/60 | |
| CWBX-4 | 58" x 27" x 17.05" (1473 x 686 x 433 mm) | 120 | 1230 | 60 | 176 lbs. (80 kg) |
| | | 220/230/240 | | 50/60 | |
| CWBX-5 | 71" x 27" x 17.05" (1803 x 686 x 433 mm) | 120 | 1530 | 60 | 211 lbs. (96 kg) |
| | | 220/230/240 | | 50/60 | |
| CWBX-6 | 84" x 27" x 17.05" (2134 x 686 x 433 mm) | 120 | 1830 | 60 | 250 lbs. (113 kg) |
| | | 220/230/240 | | 50/60 | |

†Models shipped with electronic temperature control, TXV (all shipped loose) and a solenoid valve attached to well.

PRODUCT SPECS

Remote Refrigerated Drop-In Wells

The NSF 7 approved Remote Refrigerated Drop-in Well shall be a Model ... as manufactured by the Hatco Corporation, Milwaukee, WI 53234 U.S.A.

The Refrigerated Drop-in Well shall be rated at ... watts, ... volts, ... hp, and be inches (millimeters) in overall width and be ... inches (millimeters) in overall depth. It shall utilize R-513A refrigerant and consist of aluminized steel housing with a stainless

bezel, an electronic temperature control, pan support bars for full-size pans and with or without a condensing unit (compressor, sight glass, service valves, receiver, and filter-drier). Accessories may include pan support bars, false bottoms, trivets and stainless steel food pans.

Warranty consists of 24/7 parts and service assistance (U.S. and Canada only).

HATCO CORPORATION | P.O. Box 340500 Milwaukee, WI 53234-0500 U.S.A. | (800) 558-0607 | (414) 671-6350



www.hatcocorp.com | support@hatcocorp.com | [Find a Hatco Rep](#) | [Image Library](#) | [Document Library](#) | [Chat](#)