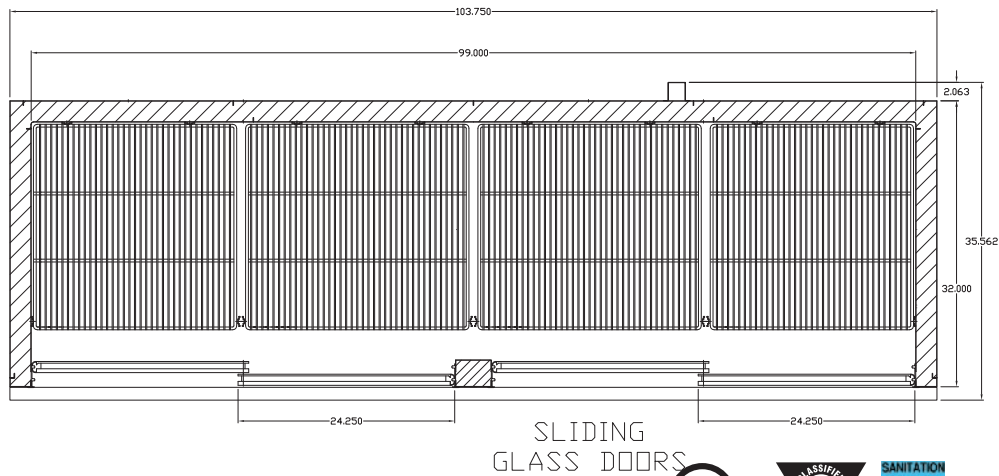
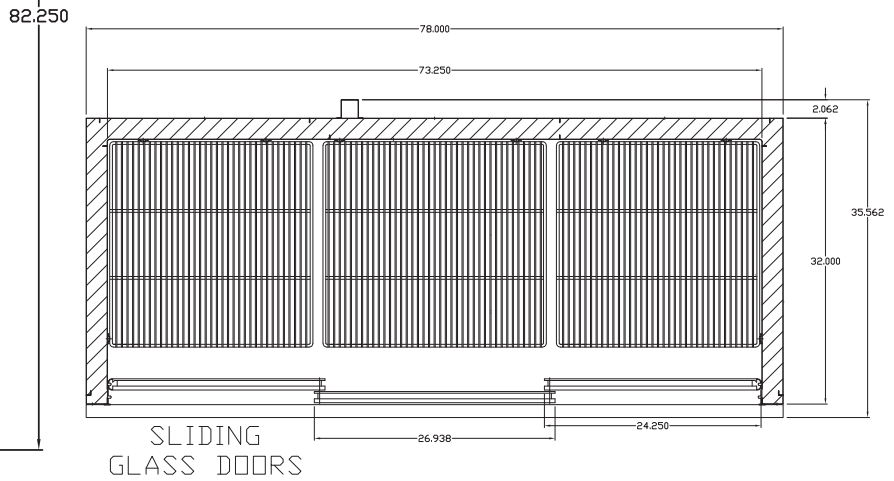
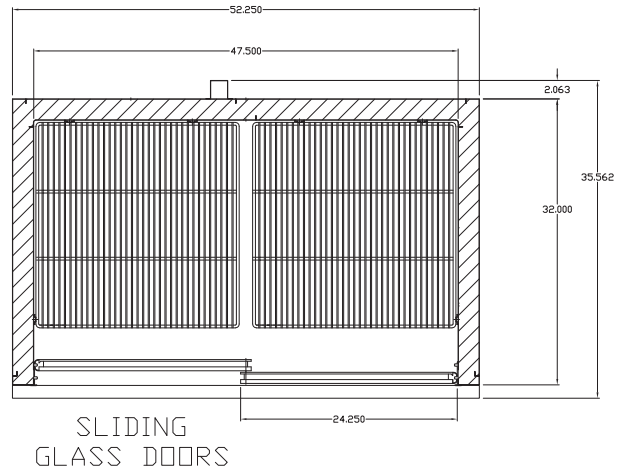
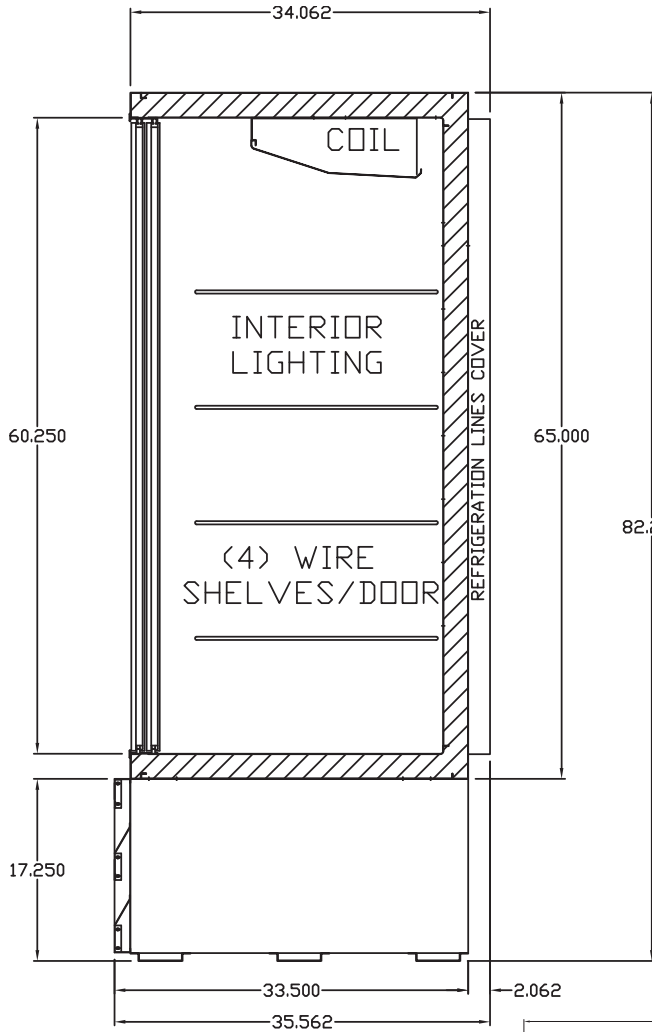


GSR Series - Sliding Glass Doors

Technical Data • Side View • Plan View



GSR Series - Sliding Glass Doors



Model No.	Description	Length	Depth	Height	Voltage	Amps	HP/BTUs	Power Cord	Est. Ship Weight
GSR48BM	Two Door	52.25"	35.562"	82.25"	115	10.1	1/3 / 2400	5-15P	570
GSR75BM	Three Door	78.00"	35.562"	82.25"	115	13	1/2 / 4400	5-20P	790
GSR102BM	Four Door	103.75"	35.562"	82.25"	115/208-230	6.4/7.1	3/4 / 5920	L14-20P	1075

MODEL NUMBER PREFIX - SC = Self Contained R = Remote
 MODEL NUMBER SUFFIX - W = White B = Black S = Stainless Steel LED = LED lighting
 • Cases are designed to operate at 75 degrees Fahrenheit and 55% relative humidity
 • Cases are equipped with drains; check your local building codes for connection requirements.
 • Specification subject to change without notice
 IF COLORS ARE MIXED AN ADDITIONAL CHARGE WILL APPLY



GSR Series - Sliding Glass Doors

Standard Specifications and Optional Features

CONSTRUCTION

- UL Classified to ANSI/NSF 7
- Heavy Duty Construction
- Foamed in place CFC free foam
- Removable front grille for easy servicing
- 2, 3, or 4 door models available

INTERIOR

- White aluminum ends and back
- White aluminum floors
- Aluminum evaporator fan housing
- 4 heavy duty epoxy coated shelves per door
- Mounted thermometer

EXTERIOR

- White aluminum ends and fronts
(provides wide view display)

FINISHES

- Doors - Style 101 - chrome finish

LED LIGHTING

- Vertical light behind mullion
- 2 Dr = 1 light
- 3 Dr = 2 light
- 4 Dr = 3 light

ELECTRICAL REQUIREMENTS

- UL/CUL listed
- 115V/208-230V

REFRIGERATION

- R513A expansion valve system (SC)
- R448A expansion valve system (R)
- 2, 3, and 4 door expansion valve
- Electric condensate fan
- Remote available
- ECM Motor

OPTIONAL FEATURES

- Extra shelf with clips
- Door locks
- Stainless steel, laminated or paint

Important Note:

All refrigerated cases are designed to operate in an environment of 75 degrees and 55% relative humidity.

Product must be cooled before being displayed within the case.

DRAIN IS REQUIRED

GSR Series - Sliding Glass Doors

Technical Data

Model No.	SC R	GSR48BM R-GSR48BM	GSR75BM R-GSR75BM	GSR102BM R-GSR102BM
Length		52.25"	78.00"	103.75"
Height w/ 5" casters		82.25"	82.25"	82.25"
Depth with drain cover		35.562"	35.562"	35.562"
(Dimensions are +/- 1/4")				
Operating temperature		35°F to 39°F	35°F to 39°F	35°F to 39°F
Refrigerant (expansion valve)	SC	R513A	R513A	R513A
Refrigerant (expansion valve)	R	R448A	R448A	R448A
System type		Capillary tube	Capillary tube	Expansion valve
Compressor size HP	SC	1/3	1/2	3/4
Refrigeration		Electronic control	Electronic control	Electronic control
Defrost per day (24 hours)	Air Defrost	40 min. per 24hr	40 min. per 24hr	40 min. per 24hr
BTU's at +20°F Evap. Temp.	R	1900	2600	3000
Voltage	SC	115/208-230	115/208-230	115/208-230
Amperage	SC	10.1	13	6.4/7.1
Amps - lights, fans, remotes	R	2.5	3.3	4.9
Cord and plug	SC	5-15P	5-20P	L14-20P
	R	NO	NO	NO
Exterior color		W, B, S	W, B, S	W, B, S
Interior color		W, B, S	W, B, S	W, B, S
Inside end panels		W, B, S	W, B, S	W, B, S
Floors		W, B, S	W, B, S	W, B, S
Drain electric condensate		YES	YES	YES
Total Shelves		8	12	16
Shelf size		(8) 22.75" x 23.00"	(8) 22.75" x 23.00" (4) 25.00" x 23.00"	(8) 22.75" x 23.00" (8) 25.00" x 23.00"
Door Size		(2) 24.25" x 60.25"	(2) 24.25" x 60.25" (1) 26.94" x 60.25"	(4) 24.25" x 60.25"
Cubic Capacity		48	75	102
Shipping Info				
Height		86"	86"	86"
Depth		56"	84"	109"
Length		58"	84"	109"
Gross weight SC/R		570/559	790/665	1075/925
Cubic feet		77	125	236

(ALL WHITE OR ALL BLACK, NO EXTRA CHARGE—IF COLORS ARE MIXED AN ADDITIONAL CHARGE WILL APPLY)

Prefix

SC = Self Contained
R = Remote

Suffix

B = Black
W = White
S = Stainless Steel
LED = LED lighting

- Cases are designed to operate at 75 degrees Fahrenheit and 55% relative humidity
- Cases are equipped with drains; check your local building codes for connection requirements.
- Specification subject to change without notice