



A family company manufacturing in the USA

www.glastender.com



F1SB48 with compressor left, black vinyl-clad glass doors, and stainless steel top

See our Product Directory for a complete list of cooler accessories.



Standard Features

- Locking door(s)
- Self-contained high capacity refrigeration system
- Digital thermostat control with automatic defrost is easily visible
- Two Defrost Cycles:
 1. Automatic - occurs every eight hours without affecting normal operation
 2. Manual - user initiated button for complete six-hour defrost with automatic restart
- All stainless steel interior
- Three adjustable shelves per door
- Includes LED interior lights with on/off switch
- Available without a finished top for integrated installation below customer supplied bar top
- Automatic condensate evaporator
- Eco friendly foamed-in-place insulation has zero impact on global warming or ozone depletion
- Front of cabinet is electrically heated
- Any door section may be converted to two drawers
- Optional glass door(s) are triple pane, low E, Argon filled

Specifications

Electrical

- 120V, 1 phase, 60 Hz, 5.0 full load amps
- Dedicated 15 amp circuit is required
- Includes a 6 foot NEMA 5-15P grounded cord and plug which exits the back of refrigeration compartment

Refrigeration

- 1/3 HP, R290 refrigerant - 110 grams
- Heat rejection - 2048 BTU/Hr
- Operating range: 12°F (-11°C) to 35°F (2°C)
- Fin & tube evaporator with forced air circulation
- Equipped with manual fast freeze mode that accelerates the freezing process and automatically reverts back to the normal operating mode



5-15P

Project: _____	AIA# _____
Item #: _____ Qty: _____	SIS# _____
Model #: _____	

Frosters, One Zone, Side Serviced, Bar Profile

F1SB24, F1SB28, F1SB36, F1SB44, F1SB48

F1SB Configurable Options

Refrigeration Compartment Location:

- Left or Right

Refrigeration Compartment Cover Finish:

- Black vinyl-clad
- Stainless steel
- Jeweled stainless

Door/Drawer Style & Finish:

- Door - Black vinyl-clad
- Door - Unlaminated
- Door - Stainless steel
- Door - Jeweled stainless
- Door - Laminated
- Door - Glass, black vinyl-clad
- Door - Glass, stainless steel
- Door - Glass, jeweled stainless
- Door - Glass, laminated
- Drawers - Black vinyl-clad
- Drawers - Unlaminated
- Drawers - Stainless steel
- Drawers - Jeweled stainless
- Drawers - Laminated

Door Hinge Location (specify for each door):

- Left or Right

Door Handle:

(Note: drawers come with a stainless pull tab handle)

- Polished stainless
- Polished brass
- Stainless pull tab

Top Style:

- No finished top
- Stainless top
- Laminated top

Left and Right Side Finish:

- Black vinyl-clad
- Stainless steel
- Laminated

Back Finish:

- Galvanized steel
- Stainless steel

LED Lighting Style:

- Bright white (7,000k)
- Warm white (3,500k)
- Blue



Capable of storing specialty cocktail ice



Intertek

EP 5016978

Energy Performance
Verified / Rendement
Énergétique Vérifié



Intertek

4004503

Conforms to
NSF/ANSI STD 7
and UL STD 471

Certified to
CSA STD C22.2 No. 120



Intertek

Plumbing

- Automatic condensate evaporator. No drain connection required

Shelving

- Three adjustable coated shelves included

Legs

- Optional 6" legs, specify accessory #CLS-4
- 1-5/8" diameter
- Stainless steel bullet feet

Materials

- Stainless steel parts include: exterior sub-top, interior, front of cabinet, exterior sides, hinges, hinge and lock brackets, and optional legs
- Black vinyl-clad steel parts include: standard doors and compressor cover
- Galvanized steel parts include: back and bottom
- Zinc plated CR steel parts include: leg sockets

Glastender, Inc. • 5400 N Michigan Rd • Saginaw, MI • 48604-9780
989.752.4275 • 800.748.0423 • Fax 989.752.4444
www.glastender.com

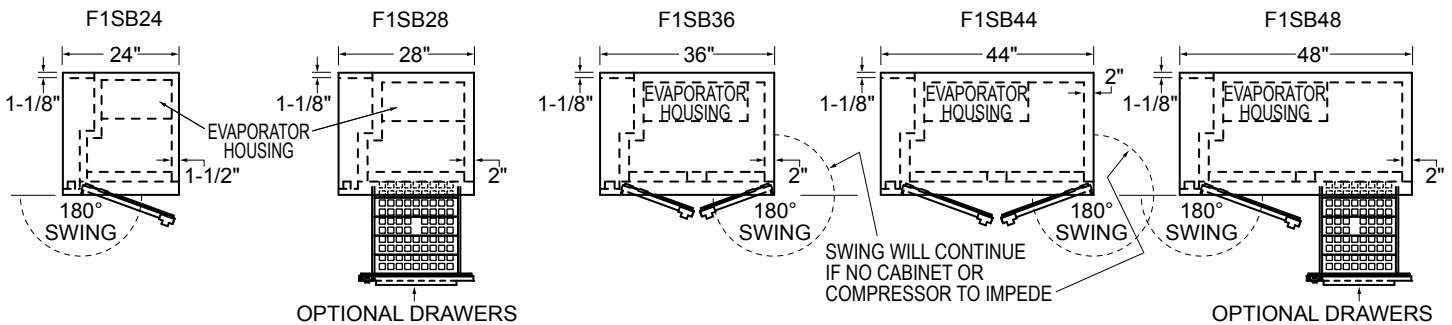
Approval/Notes:

Specifications subject to change without notice. For current specifications please visit our website.

Frosters - One Zone, Side Serviced, Bar Profile

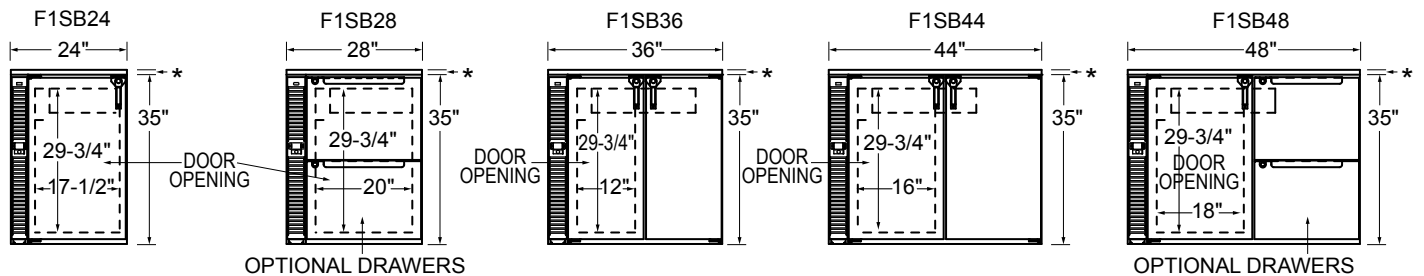
Dimensional Information

PLAN VIEWS



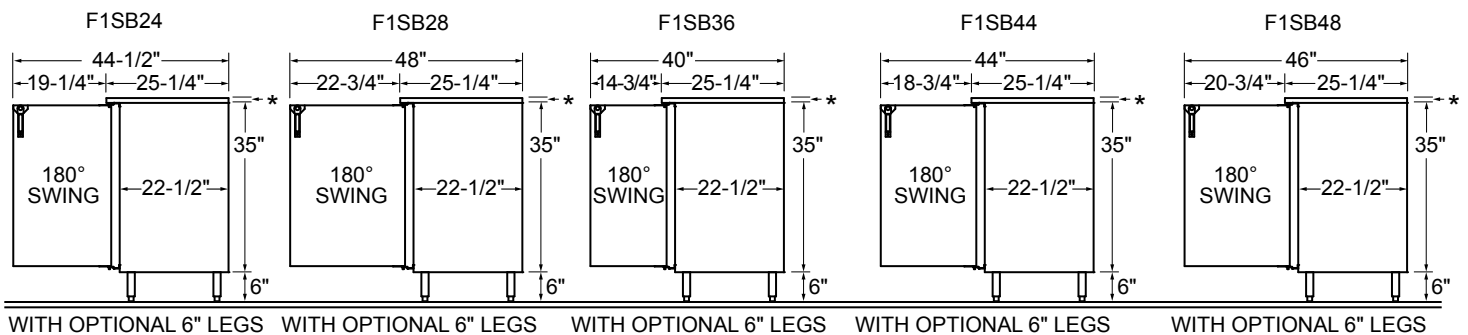
FRONT VIEWS

*ADD 1" HEIGHT TO TOP FOR FACTORY INSTALLED TOP



SIDE VIEWS

*ADD 1" HEIGHT TO TOP FOR FACTORY INSTALLED TOP



Note: Available with compressor left or right. Compressor left model shown.

Model	Doors	Capacities	
		10 oz. Mugs	6" High Pint Glasses
F1SB24	1	132	97
F1SB28	1	160	100
F1SB36	2	223	155
F1SB44	2	299	200
F1SB48	2	339	214

SIDE VIEWS

