



WT-6-SS

*NOTE: Faucet handles  
not included.*



**Intertek**

4004503  
Conforms to NSF/ANSI STD 18

|                          |            |
|--------------------------|------------|
| Project: _____           | AIA# _____ |
| Item #: _____ Qty: _____ | SIS# _____ |
| Model #: _____           |            |

## Wall Mount Towers

WT-\_\_-SS

**Size:**  
Specify the number of faucets  
from 4,5,6,8,10,12.

### Standard Features

- All stainless steel construction
- Integral drain pan with lift-out perforated inserts
- 1/4" shanks with 3/16" restriction lines
- Available with insulated cold plate assembly for recirculating system
- Available in 4,5,6,8,10, 12 faucet sizes
- Includes stainless steel faucets and shanks
- Built-in wall mounting bracket
- Removable front cover for access to shanks

### Specifications

#### Drains

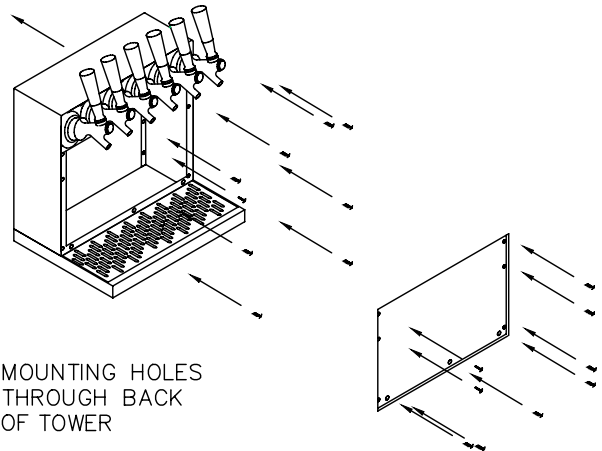
- Drain pan models - 1/2" tailpiece

#### Materials

- Stainless steel faucets and shanks
- Stainless steel body and drain pan
- Galvanized steel inner structure on glycol chilled models

#### Shank Sizes

- 1/4" I.D. with 3/16" fittings



MOUNTING HOLES  
THROUGH BACK  
OF TOWER

## MOUNTING DETAILS

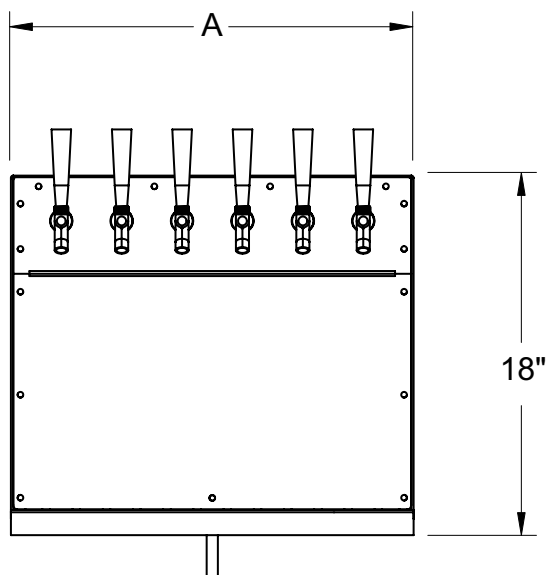
**Glastender, Inc.** • 5400 North Michigan Road • Saginaw, MI • 48604-9780  
 989.752.4275 • 800.748.0423 • Fax 989.752.4444  
[www.glastender.com](http://www.glastender.com)

Specifications subject to change without notice. For current specifications please visit our website.

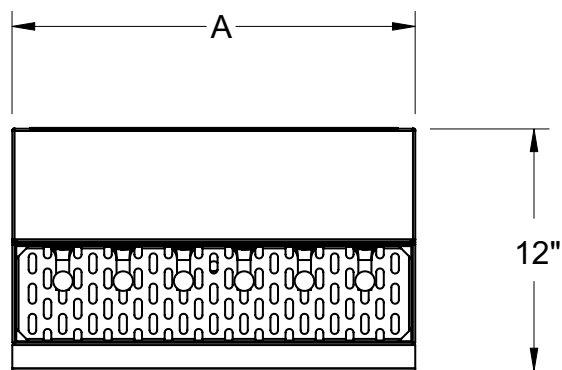
Approval/Notes:

## Wall Mount Towers

### Dimensional Information

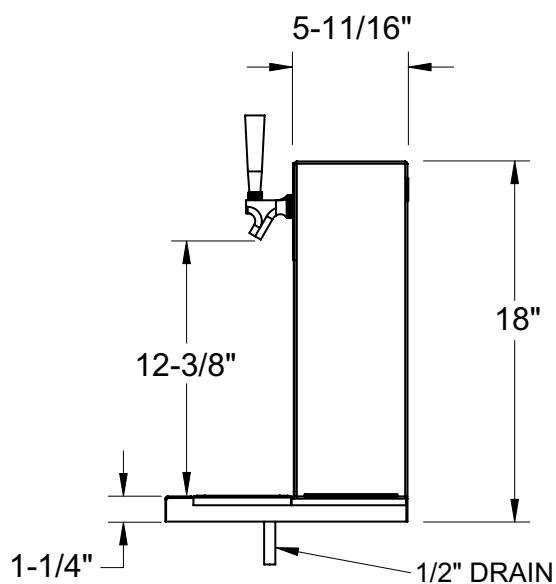


FRONT ELEVATION



PLAN VIEW

*NOTE: Faucet handles not included.*



SIDE ELEVATION

#### WALL MOUNT TOWERS

| NUMBER OF<br>FAUCETS | "A"<br>WIDTH |
|----------------------|--------------|
| 4                    | 14"          |
| 5                    | 17"          |
| 6                    | 20"          |
| 8                    | 26"          |
| 10                   | 32"          |
| 12                   | 38"          |