

| | |
|--------------------------|------------|
| Project: _____ | AIA# _____ |
| Item #: _____ Qty: _____ | SIS# _____ |
| Model #: _____ | |

Clip-On Dry Waste Rails

C-DWR-S, C-DWR-D, C-DWR-C

Standard Features

- All stainless steel construction
- Matches speed rail profile for continuity of design
- Bolts to the front skirt of non-cabinet base underbar equipment or clips to the rail of an underbar speedrail
- Stainless steel chute is removable for cleaning

Specifications

Materials

- 20 gauge stainless steel parts include: speed rail step on C-DWR-D model
- 14 gauge stainless steel parts include: chute and speed rail ends on C-DWR-D model


Product Information

There are three different Clip-On Dry Waste Rail models to meet various installation requirements. For all three versions, the dry waste chute portion easily lifts off for thorough cleaning.

The C-DWR-S is 5" deep front-to-back and designed to align with adjacent equipment that has a single speed rail.

The C-DWR-D model is 10" deep front-to-back and designed to align with adjacent equipment that has a double speed rail. The C-DWR-D has a speed rail step in the back with the dry waste chute at the front.

The C-DWR-C model is designed to clip to another speed rail and adds 5" to the front-to-back depth.



C-DWR-S



C-DWR-D



C-DWR-C

To view cleaning and care instructions, please visit:
http://www.glastender.com/PDF/choice_ss_clean_care.pdf



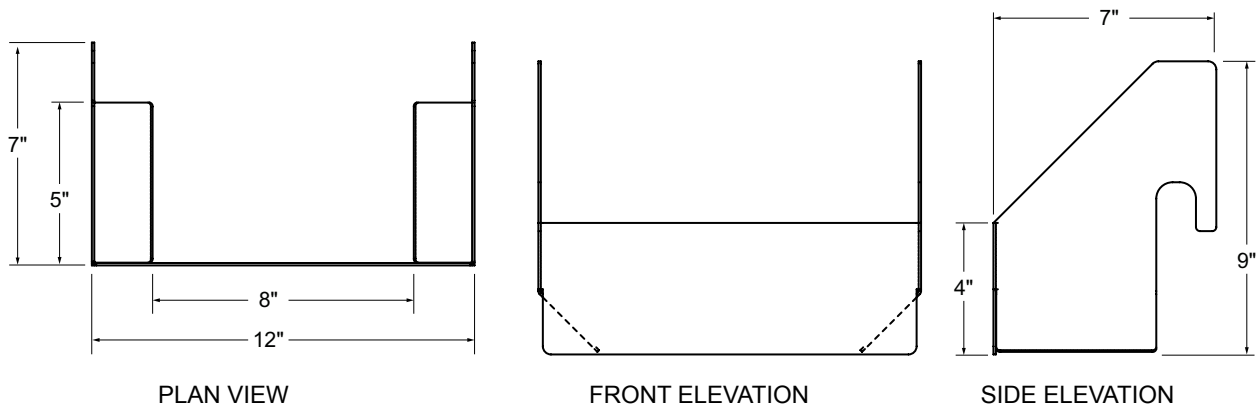
Intertek
4004503
Conforms to ANSI/NSF STD 2

| | |
|--|------------------------|
| <p>Glastender, Inc. • 5400 North Michigan Road • Saginaw, MI • 48604-9780 989.752.4275 • 800.748.0423 • Fax 989.752.4444 www.glastender.com</p> | <p>Approval/Notes:</p> |
| <p>Specifications subject to change without notice. For current specifications please visit our website.</p> | |

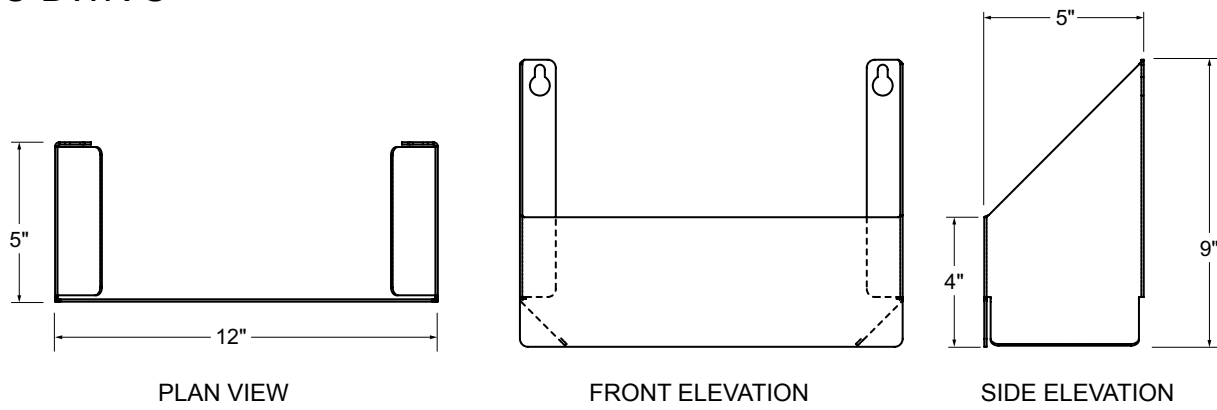
Choice Clip-On Dry Waste Rails

Dimensional Information

C-DWR-C



C-DWR-S



C-DWR-D

