



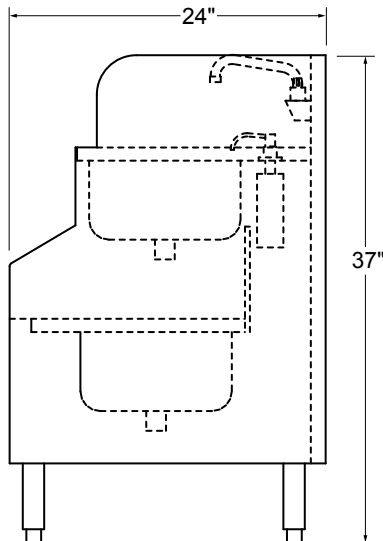
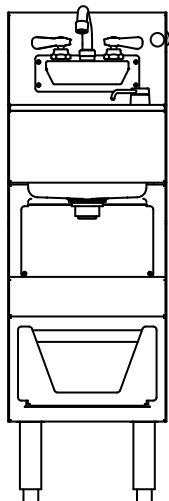
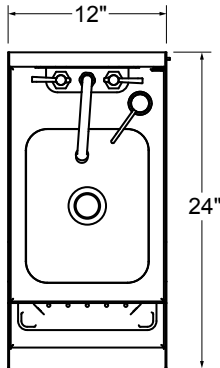
Intertek

4004503

Conforms to ANSI/NSF STD 2



FS12



⚠ WARNING: The plastic wet waste strainer included with this product can expose you to chemicals including Bisphenol A (BPA), which is known to the State of California to cause birth defects or other reproductive harm. For more information, go to www.P65Warnings.ca.gov. **Warning applies to State of California only.** Part #03000483

Project: _____	AIA# _____
Item #: _____ Qty: _____	SIS# _____
Model #: _____	

Fusion Sink **by Glastender** **Patent Pending**

FS12

Standard Features

- Combination hand sink and wet waste sink
- Manufactured with total welded construction to meet NSF standards
- All stainless steel construction
- One-piece seamless top and backsplash featuring 1/4" radius corners for easy cleaning
- Two 9-1/4" by 11-1/2" by 6" deep sink bowls
- Upper hand sink includes backsplash-mounted hot and cold water faucet
- Unique backsplash faucet mounting plate provides easy access to faucet after the unit is plumbed
- Lower wet waste sink include a lift-out perforated plastic strainer
- Upper hand sink drains into lower wet waste sink to melt ice
- Left and right side splashes
- Soap dispenser is easy refilled from above
- Front-flush C-fold paper towel dispenser
- Adjustable stainless steel bullet feet



**All faucets are NSF/ANSI 61, Annex G
low lead compliant**

Specifications

Drain

- 1-1/2" I.P.S. Threaded drain will fit Dearborn part #8033 slipnut and part #W-573P washer.
- Only the lower wet waste sink drain is plumbed

Faucet

- Backsplash mounted on 4" centers, accepts 3/8" sink leads, hot and cold water connections required

Sink Bowl Dimensions

- 9-1/4" by 11-1/2" by 6" deep

Legs

- 1-5/8" diameter, 16 gauge stainless steel
- Stainless steel bullet feet

Materials

- 20 gauge stainless steel parts include: all components unless otherwise noted
- 18 gauge stainless steel parts include: towel holder
- 16 gauge stainless steel parts include: faucet bracket
- 14 gauge stainless steel parts include: sides, and towel holder front

To view underbar installation instructions, please visit: http://www.glastender.com/PDF/F-750-165_Underbar_Installation_Instructions.pdf
To view cleaning and care instructions, please visit: http://www.glastender.com/PDF/F-423-011_ss_clean_care.pdf

Glastender, Inc. • 5400 N Michigan Rd • Saginaw, MI • 48604-9780
989.752.4275 • 800.748.0423 • Fax 989.752.4444
www.glastender.com

Approval/Notes:

Specifications subject to change without notice. For current specifications please visit our website.