



Profit from the Eagle Advantage®

Specification Sheet

Short Form Specifications

Eagle Stainless Steel Utility Cart, model _____.
Three stainless steel shelves welded to angle legs. Galvanized
caster channel frame. Available with standard 1"-high
upturn on ends and rear of top and center shelves, or
1"-high upturn on all sides of all shelves. Four 4"-diameter
swivel plate casters. 1"-diameter handle on one end.



"UC" cart with upturns on ends and rear of top and center shelves

Item No.:	_____
Project No.:	_____
S.I.S. No.:	_____

Stainless Steel Utility Carts

MODELS:

- UC-311
- UC-322
- UUC-311
- UUC-322

Features on all carts...

- Three 20-gauge stainless steel shelves.
- Type 300 stainless steel shelves.
- 16-gauge stainless steel angle legs.
- Galvanized bottom frame consists of front-to-back caster channels and left-to-right support angles.
- 1" (25mm)-high upturns.
- Each shelf is hemmed for further strength and stability.
- 12½" (318mm) shelf clearance.
- Legs provided with bumpers.
- 4" (76mm)-diameter swivel plate casters.
- 1" (25mm)-diameter handle welded to angle legs.
- Corrosion- and stain-resistant.
- Polished stainless steel finish allows for ease of cleaning and sanitation.
- 500-lb. (226.8 kg) weight capacity.

EAGLE GROUP
100 Industrial Boulevard
Clayton, DE 19938-8903 USA
Phone: 302-653-3000 • 800-441-8440
Fax: 302-653-2065
www.eaglegrp.com • www.eaglemhc.com

For custom configuration or fabrication needs, contact our **SpecFAB® Division**.
 Phone: 302-653-3000 • Fax: 302-653-2065 • e-mail: quotes@eaglegrp.com



EG01.42 Rev. 06/21

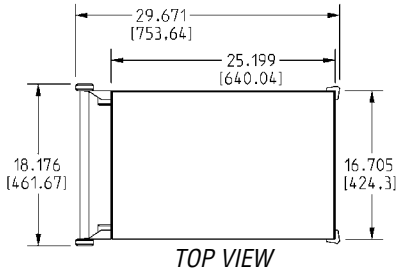
Spec sheets available for viewing, printing or downloading from our online literature library at www.eaglegrp.com

Eagle Foodservice Equipment, Eagle MHC, and SpecFAB® are divisions of Eagle Group. ©2021 by the Eagle Group

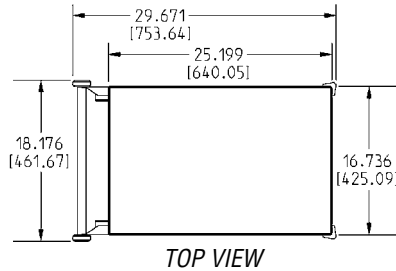


Item No.: _____
 Project No.: _____
 S.I.S. No.: _____

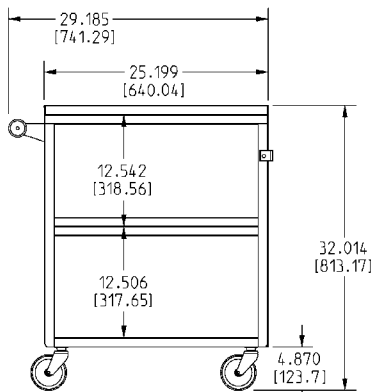
Stainless Steel Utility Carts



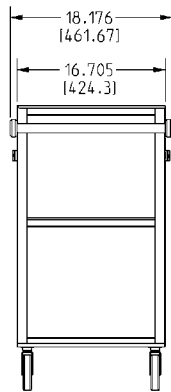
TOP VIEW



TOP VIEW

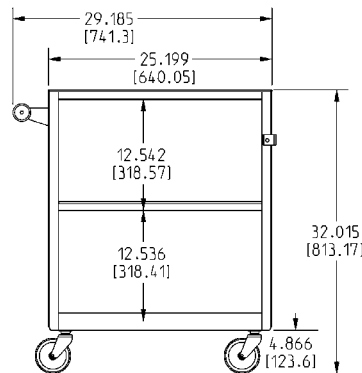


FRONT VIEW




END VIEW

(CART WITH STANDARD UPTURNS SHOWN)



FRONT VIEW



END VIEW

(CART WITH UPTURNS ON ALL SIDES OF ALL SHELVES SHOWN)

Standard Duty Carts

500-lb. weight capacity.

overall width x length x height		shelf width x length (inner dimensions)		shelf clearance		weight		with * Standard Upturns	with Upturn on all sides of all shelves
in.	mm	in.	mm	in.	mm	lbs.	kg	model #	model #
16 $\frac{3}{4}$ " x 29 $\frac{5}{8}$ " x 32"	426 x 753 x 813	16 $\frac{1}{2}$ " x 25 $\frac{5}{16}$ "	419 x 643	12 $\frac{1}{2}$ "	318	29	13.2	UC-311	UUC-311
19" x 33" x 32"	483 x 838 x 813	18 $\frac{3}{4}$ " x 28 $\frac{11}{16}$ "	476 x 729	12 $\frac{1}{2}$ "	318	32	14.5	UC-322	UUC-322

* Upturn on sides and rear of top and center shelves.

EAGLE GROUP

100 Industrial Boulevard, Clayton, DE 19938-8903 USA
 Phone: 302-653-3000 or 800-441-8440 • Fax: 302-653-2065
 www.eaglegrp.com • www.eaglegrp.com

Printed in U.S.A.
 ©2021 by Eagle Group
 Rev. 06/21

Spec sheets available for viewing, printing or downloading from our online literature library at www.eaglegrp.com

Although every attempt has been made to ensure the accuracy of the information provided, we cannot be held responsible for typographical or printing errors. Information and specifications are subject to change without notice. Please confirm at time of order.