



Profit from the Eagle Advantage®

Specification Sheet

Short Form Specifications

Eagle 1800 Series Ice Chests, model _____.
Top, front, backsplash, ice bin and sliding cover to be heavy gauge type 304 stainless steel. Fabricated ice bin is fully insulated with 1½" drain. 1½" O.D. galvanized tubular legs with adjustable bullet feet.



#B21C-18 ice chest

Options / Accessories

- Stainless steel leg kits (see below)
- Speed rails

Optional Stainless Steel Leg Kits for Ice Chests

add suffix #	description
-SL	stainless steel leg assemblies
-SLF	stainless steel leg assemblies & stainless steel feet
-SLG	stainless steel leg assemblies & stainless steel gussets
-SLGF	stainless steel leg assemblies, stainless steel feet & gussets

EAGLE GROUP
 100 Industrial Boulevard, Clayton, DE 19938-8903 USA
 Phone: 302-653-3000 • Fax: 302-653-2065
 www.eaglegrp.com

Foodservice Division: Phone 800-441-8440
MHC/Retail Display Divisions: Phone 800-637-5100

For custom configuration or fabrication needs, contact our **SpecFAB® Division**.
 Phone: 302-653-3000 • Fax: 302-653-2065 • e-mail: quotes@eaglegrp.com

Item No.: _____
 Project No.: _____
 S.I.S. No.: _____

1800 Series Ice Chests

MODELS:

- | | | |
|---------------------------------------|---------------------------------------|---------------------------------------|
| <input type="checkbox"/> B12IC-18 | <input type="checkbox"/> B21C-12D-18 | <input type="checkbox"/> B36IC-16D-18 |
| <input type="checkbox"/> B12IC-12D-18 | <input type="checkbox"/> B21C-16D-18 | <input type="checkbox"/> B42IC-18 |
| <input type="checkbox"/> B12IC-16D-18 | <input type="checkbox"/> B30IC-18 | <input type="checkbox"/> B42IC-12D-18 |
| <input type="checkbox"/> B18IC-18 | <input type="checkbox"/> B30IC-12D-18 | <input type="checkbox"/> B42IC-16D-18 |
| <input type="checkbox"/> B18IC-12D-18 | <input type="checkbox"/> B30IC-16D-18 | <input type="checkbox"/> B48IC-18 |
| <input type="checkbox"/> B18IC-16D-18 | <input type="checkbox"/> B36IC-18 | <input type="checkbox"/> B48IC-12D-18 |
| <input type="checkbox"/> B21C-18 | <input type="checkbox"/> B36IC-12D-18 | <input type="checkbox"/> B48IC-16D-18 |

Design and Construction Features

- Bullnose front edge.
- Stainless steel type 304 ice bin, backsplash, front, and sliding ice cover.
- Galvanized ends and back panel.
- 1½" (38mm) drain centered, and complete with fiberglass insulation.
- Ice bins are fabricated.
- High-impact, corrosion-resistant, fully-adjustable bullet feet.
- Standard models include 8", 12" and 16" (203, 305 and 406mm)-depth units.

Certifications / Approvals



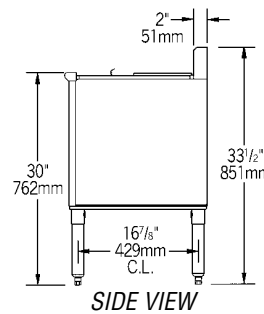
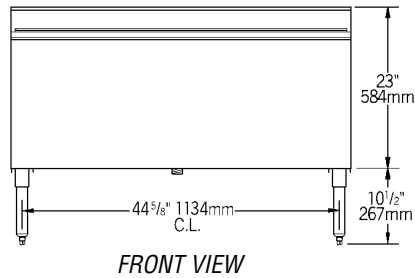
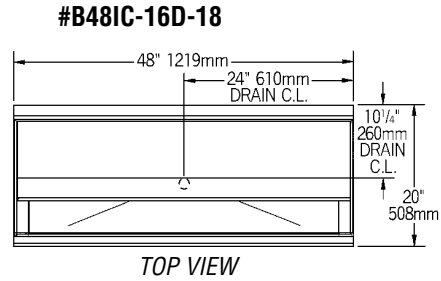
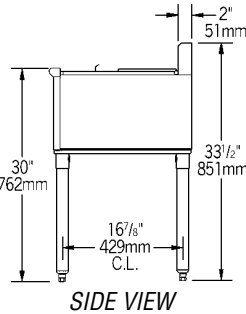
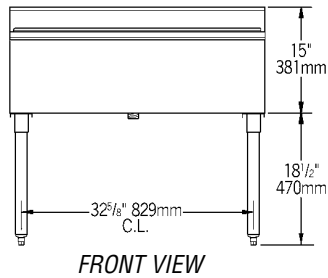
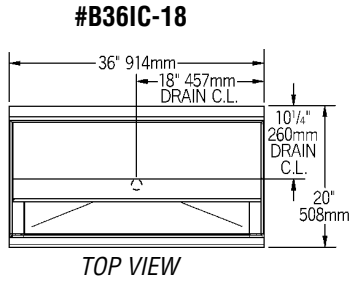
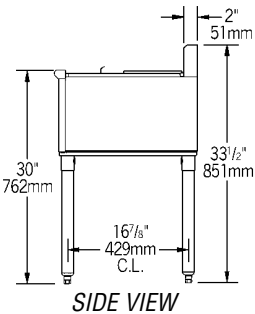
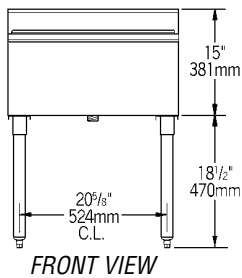
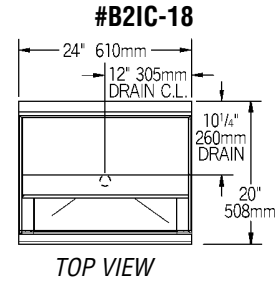
AutoQuotes





Item No.: _____
 Project No.: _____
 S.I.S. No.: _____

1800 Series Ice Chests



model #	width x length		weight		ice bin depth		ice capacity	
	in.	mm	lbs.	kg	in.	mm	lbs.	kg
B12IC-18	20" x 12"	495 x 305	42	19.1	8"	203	14	6.4
B12IC-12D-18	20" x 12"	495 x 305	44	20.0	12"	305	22	10.0
B12IC-16D-18	20" x 12"	495 x 305	46	20.9	16"	406	29	13.2
B18IC-18	20" x 18"	495 x 457	48	21.8	8"	203	25	11.3
B18IC-12D-18	20" x 18"	495 x 457	52	23.6	12"	305	38	17.2
B18IC-16D-18	20" x 18"	495 x 457	58	26.3	16"	406	51	23.1
B21C-18	20" x 24"	495 x 610	52	23.6	8"	203	37	16.8
B21C-12D-18	20" x 24"	495 x 610	61	27.7	12"	305	55	24.9
B21C-16D-18	20" x 24"	495 x 610	66	29.9	16"	406	73	33.1
B30IC-18	20" x 30"	495 x 762	60	27.2	8"	203	48	21.8
B30IC-12D-18	20" x 30"	495 x 762	74	33.6	12"	305	71	32.2
B30IC-16D-18	20" x 30"	495 x 762	87	39.5	16"	406	95	43.1

model #	width x length		weight		ice bin depth		ice capacity	
	in.	mm	lbs.	kg	in.	mm	lbs.	kg
B36IC-18	20" x 36"	495 x 914	74	33.6	8"	203	59	26.8
B36IC-12D-18	20" x 36"	495 x 914	95	43.1	12"	305	88	39.9
B36IC-16D-18	20" x 36"	495 x 914	101	45.8	16"	406	117	53.1
B42IC-18	20" x 42"	495 x 1067	71	32.7	8"	203	70	31.8
B42IC-12D-18	20" x 42"	495 x 1067	98	44.5	12"	305	105	47.6
B42IC-16D-18	20" x 42"	495 x 1067	104	47.2	16"	406	140	63.5
B48IC-18	20" x 48"	495 x 1219	82	37.2	8"	203	81	36.7
B48IC-12D-18	20" x 48"	495 x 1219	101	45.8	12"	305	121	54.9
B48IC-16D-18	20" x 48"	495 x 1219	113	51.3	16"	406	162	73.5

EAGLE GROUP
 100 Industrial Boulevard, Clayton, DE 19938-8903 USA
 Phone: 302-653-3000 • Fax: 302-653-2065
 www.eaglegrp.com

Foodservice Division: Phone 800-441-8440
 MHC/Retail Display Divisions: Phone 800-637-5100

Printed in U.S.A.
 ©2018 by Eagle Group
 Rev. 07/18

Spec sheets available for viewing, printing or downloading from our online literature library at www.eaglegrp.com

Although every attempt has been made to ensure the accuracy of the information provided, we cannot be held responsible for typographical or printing errors. Information and specifications are subject to change without notice. Please confirm at time of order.