



Your Solutions Partner

# Specifications

F.O.B. Sedalia, Missouri 65301



**E102-G**

(Shown w/optional casters)

### OPTIONS:

- Double Stack-Ship Assembled
- Porcelain Drip Tray
- Extra Oven Racks
- Natural or Propane
- Casters

DUKE MANUFACTURING CO.

2305 N. Broadway

St. Louis, MO 63102

800.735.3853 Toll Free

314.231.5074 Fax

www.dukemfg.com

SS-1065 E-Series Double-Gas

### Approval Stamp(s):

PRODUCT INFORMATION:

PROJECT: \_\_\_\_\_

ITEM: \_\_\_\_\_

QUANTITY: \_\_\_\_\_

MODEL:

### Duke Convection Ovens "E" Series - Double Deck - Gas

- **E102-G** Double deck, standard depth

### STANDARD FEATURES

- 5 racks/13 rack positions per oven
- Porcelain interior
- Stainless steel front
- Painted sides and top
- 50/50 stainless steel doors
- 8" angular painted legs/ adjustable feet
- 2 speed fan

### OVEN SECTION

- Double pane glass both doors
- 1 1/2" insulation on bottom, sides and back
- 3" insulation on top
- Interior lights

### OVEN CONTROLS

- Power off/cook switch
- Dial type thermostat - 200o - 500oF
- 1-hour dial timer, electric buzzer

### BURNER SYSTEM

- 40,000 BTU
- High output atmospheric burner system
- Main gas shut off valve
- Built-in gas regulator

### Certifications



Specification subject to change



DUKE CONVECTION OVENS - "E" SERIES - DOUBLE - GAS

Catalog No. DCO-EGASD

A.I.A. File No. 35-C-13

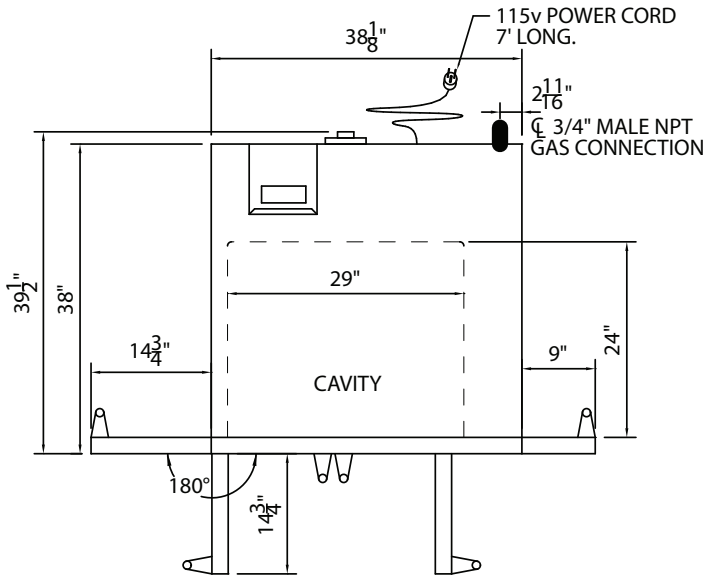
REV C 09/25/2019

# DUKE CONVECTION OVENS

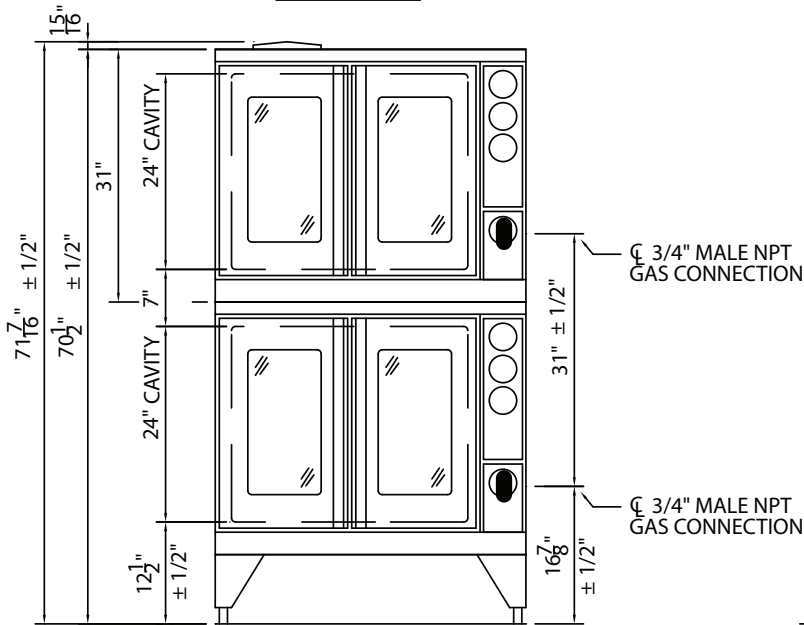
## "E" SERIES - DOUBLE DECK - GAS

A.I.A. File No. 35-C-13

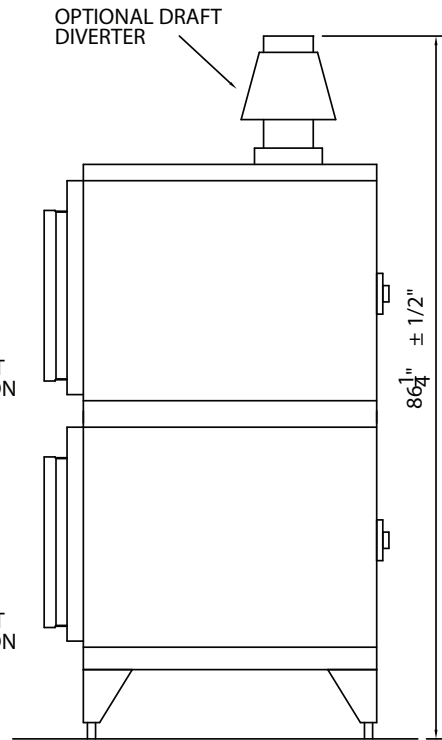
Catalog No. DCO-EGASD



**TOP VIEW**



**FRONT VIEW**



**RIGHT SIDE VIEW**

Gas Specifications		
<b>E102-G</b>	<b>BTU/Hour</b>	40,000
Regulated gas pressure required 3.5"WC natural /10"WC propane		
Combustible surface clearance - 1" side, 1" rear, 6" floor		
● Gas connection		
3/4" Gas connection		
Electrical requirements: 3.5 Amps/ 115V		
Standard 115V units supplied with 5' cord and plug		

Specify gas type  
Specify altitude over 2000 feet

**DIMENSIONS:**

**Freight Class: 85**

Model	Height		Width		Depth		Cube ft. crated	Weight	
	in.	cm	in.	cm	in.	cm		lbs.	kg
<b>E102-G</b>	70 1/2	179.1	38	96.5	39 1/2	100.3	69.7	1080	490.9

DUKE CONVECTION OVENS - "E" SERIES - DOUBLE - GAS



**Duke Manufacturing Co.**  
2305 N. Broadway  
St. Louis, MO 63102

Phone: 314-231-1130  
Toll Free: 1-800-735-3853  
Fax: 314-231-5074

[www.dukemfg.com](http://www.dukemfg.com)