



# BEVERAGE-AIR®

Project: _____	AIA# _____
Item: _____	
Location: _____	SIS# _____
Approved: _____	

## P-SERIES TOP MOUNT ROLL-IN REFRIGERATOR

PRI2HC-1AS Solid Door Refrigerator  
Hydrocarbon Series

MODEL:  
PRI2HC-1AS

PRI2HC TOP MOUNT ROLL-IN REFRIGERATOR



**3 Year Parts/Labor Warranty**  
**Additional 4 Year Compressor Warranty**

### CABINET CONSTRUCTION

- Stainless steel front and side exterior (galvanized rear, back & bottom)
- Interior is made of corrosion resistant aluminum
- Stainless steel door liner
- Full electronic control
- Expansion valve technology
- Variable speed compressor technology
- Self-closing door with 120° stay-open feature
- 22 Gauge stainless steel door
- LED interior light
- Heavy-duty cylinder locks
- Snap-in magnetic gaskets for positive door seal
- Hinged front shroud
- Reinforced stainless steel door ramps outside and cart guides inside
- Accepts carts up to 26 3/8"(W) x 26"(D) x 64 1/2"(H) (cart not included)
- Wiper gasket at bottom of door seals door to ramp
- Energy saving thermal breaker
- Stainless steel breaker caps
- 8' Cord and plug (see electrical data for details)

### OPTIONS & ACCESSORIES

- Stainless steel interior
- Door swing orientation (at time of order)

### REFRIGERATION SYSTEM

- Uses environmentally friendly, energy efficient R290 refrigerant, and meets all regulatory requirements for CARB, SNAP, DOE & more
- Adaptive defrost
- Epoxy coated evaporator coil, located out of the food zone
- Refrigerator capable of maintaining product temperature 36°F to 38°F



Please verify qualifying units by visiting:  
[www.energystar.gov/cfs](http://www.energystar.gov/cfs)

3779 Champion Blvd., Winston-Salem, NC 27105  
1-888-845-9800 Fax: 1-336-245-6453  
Beverage-Air.com Sales@beva.com



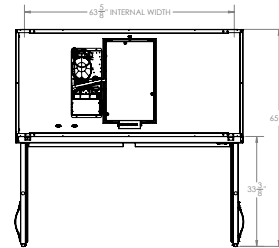
# BEVERAGE-AIR®

MODEL	PRI2HC-1AS
<b>EXTERNAL DIMENSIONAL DATA</b>	
Width Overall	68 7/8"
Depth Overall with Handle	36 1/8"
Height Overall	84 3/8"
Between Cart Guides	26 3/4"
Number of Doors	2
Depth with Door Open 90°	65 3/4"
Door Opening (in)	27 7/8" x 65 1/2"
<b>INTERNAL DIMENSIONAL DATA</b>	
NET Capacity (cubic ft.)	70.84
Internal Width Overall (in)	63 5/8"
Internal Depth Overall (in)	26"
Internal Height Overall (in)	66 1/4"
<b>ELECTRICAL DATA</b>	
Full Load Amperes 115/60/1*	8.5
<b>REFRIGERATION DATA</b>	
Horsepower	3/4
Capacity (BTU/Hr)	4950
<b>SHIPPING DATA</b>	
Gross Weight - Crated	735 lbs
Height - Crated	90"
Width - Crated	78"
Depth - Crated	45"

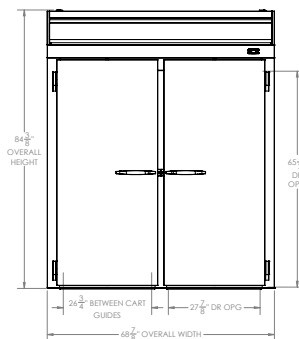
## Top Mount Roll-In Refrigerator Model: PRI2HC-1AS

### Model Views

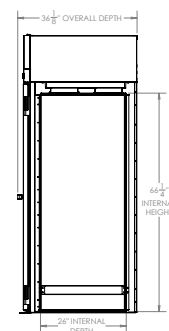
12" Top and 3" rear clearance is required



### PLAN VIEW



### ELEVATION VIEW



### SIDE VIEW

## ELECTRICAL CONNECTION



115/60/1\*  
NEMA 5-15P

Unit pre-wired at factory  
and include 8' long cord  
and plug set.

\* NOTE: This unit utilizes variable speed compressor technology. The compressor can experience nuisance tripping on Class A GFCI outlets which have a trip limit of 4 mA to 6 mA. To avoid this issue in a location that requires GFCI circuit protection, Beverage-Air recommends using a HUBBELL Model Number GFRST83W 20A Heavy Duty Hospital Grade Self-Test GFCI Receptacle.



an Ali Group Company



The Spirit of Excellence

3779 Champion Blvd., Winston-Salem, NC 27105  
1-888-845-9800 Fax: 1-336-245-6453  
Beverage-Air.com Sals@bevair.com