



BEVERAGE-AIR

| | |
|-----------------|------|
| Project: _____ | AIA# |
| Item: _____ | |
| Location: _____ | SIS# |
| Approved: _____ | |

BOTTOM MOUNT REACH-IN REFRIGERATOR

HBR49HC Solid Half-Door Bottom Mount Refrigerator
Hydrocarbon Series

MODEL:
HBR49HC-1-HS

HBR49HC BOTTOM MOUNT MODELS: HORIZON SERIES

**3 Year Parts/Labor Warranty
Additional 4 Year Compressor Warranty**

CABINET CONSTRUCTION

- Stainless steel front, side, and grille (galvanized back & bottom)
- Stainless steel interior
- LED lighting
- Full electronic control with one-touch defrost
- One-piece grille allow easy removal/installation for preventative maintenance
- Door lock (solid doors only)
- Self closing door with 120° stay open feature
- Spring-loaded style hinges
- Plug-in magnetic door gaskets
- Three (3) heavy duty epoxy coated wire shelves per door section
- 6" Casters with two (2) brakes



OPTIONS & ACCESSORIES

- Stainless steel universal tray slide pair, 1 tray slide set for (1) 18" x 26" or (2) 14" x 18" pans (AC)
- Wine models
- 3" caster or 6" legs
- Epoxy shelves
- Shelf clips
- Remote option* (see note on back page)

REFRIGERATION SYSTEM

- Uses environmentally friendly, energy efficient R290 refrigerant, and meets all regulatory requirements for CARB, SNAP, DOE & more
- Hot gas condensate evaporator
- Adaptive defrost
- Epoxy coated evaporator coil
- Maintains product temperatures between 36°F and 38°F



Please verify qualifying units by visiting:
www.energystar.gov/cfs

3779 Champion Blvd., Winston-Salem, NC 27105
1-888-845-9800 Fax: 1-336-245-6453
Beverage-Air.com Sales@bevair.com



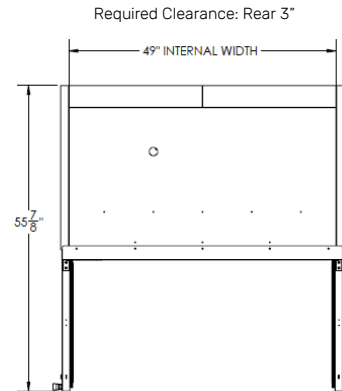
BEVERAGE-AIR

Bottom Mount Reach-ins Refrigerator Model: HBR49HC-1-HS

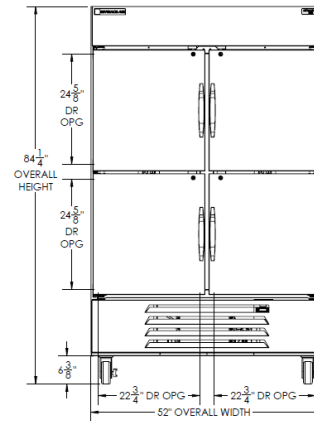
| MODEL | HBR49HC-1-HS |
|----------------------------------|-----------------------|
| EXTERNAL DIMENSIONAL DATA | |
| Width Overall | 52" |
| Depth Overall with Handle | 33 3/4" |
| Height Overall with 6" Casters | 84 1/4" |
| Number of Doors | 4 |
| Depth with Door Open 90° | 55 7/8" |
| Door Opening (in) | (4) 22 3/4" x 24 5/8" |
| INTERNAL DIMENSIONAL DATA | |
| NET Capacity (cubic ft.) | 46.15 |
| Internal Width Overall (in) | 49" |
| Internal Depth Overall (in) | 26" |
| Internal Height Overall (in) | 61 5/8" |
| Internal Height Useable (in) | 53" |
| Number of Shelves | 6 |
| ELECTRICAL DATA | |
| Full Load Amperes 115/60/1 | 5.0 |
| REFRIGERATION DATA | |
| Horsepower | 1/3 |
| Capacity (BTU/Hr)* | 2392 |
| SHIPPING DATA | |
| Gross Weight - Crated | 594 lbs |
| Height - Crated | 84" |
| Width - Crated | 55 3/4" |
| Depth - Crated | 36" |

*NOTE: Remote units are field wired and come with 6" legs. Refrigerant must be specified at time of order.

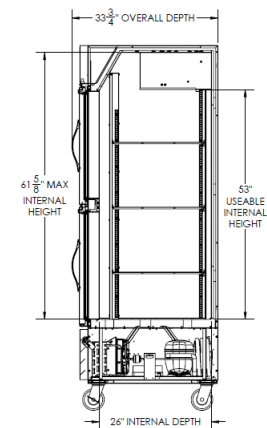
Model Views



Plan View



Elevation View



Side View

ELECTRICAL CONNECTION



115/60/1
NEMA-5-15P

Units pre-wired at factory and include 8' long cord and plug set.



3779 Champion Blvd., Winston-Salem, NC 27105 1-888-845-9800 Fax: 1-336-245-6453 Beverage-Air.com Sales@bevair.com

an Ali Group Company



The Spirit of Excellence