



BEVERAGE-AIR®

Project: _____

AIA#

Item: _____

Location: _____

SIS#

Approved: _____

TOP MOUNTED CROSS-TEMP®

MODEL:
CT1HC-1HS

CT1HC Half-Solid Door Variable Speed Freezer/Refrigerator

Hydrocarbon Series



3 Year Parts/Labor Warranty

Additional 4 Year Compressor Warranty

CABINET CONSTRUCTION

- Exterior is stainless steel front with continuous coil coated sides
- Interior liner is made of corrosion resistant aluminum
- Door locks
- Expansion valve technology
- Easily converts from refrigerator to freezer
- Single cabinet configurable to all menu initiatives, temperature range of -15 to 40° F
- Modulates coil temp to achieve desired set point
- Intuitive compressor
- Quicker pull-down
- Improved product stability
- Rapid recovery defrost
- Three (3) epoxy coated shelves
- 6" Casters with (2) brakes

OPTIONS & ACCESSORIES

- Stainless steel exterior
- Stainless steel interior
- Stainless steel tray (A)
- Stainless steel
- Universal tray slide (AC)
- Epoxy coated wire rod tray slide (kit #4)
- Additional shelves
- Left hand hinged
- 3" Casters
- 6" Flanged legs

REFRIGERATION SYSTEM

- Uses environmentally friendly, energy efficient R290 refrigerant, and meets all regulatory requirements for CARB, SNAP, DOE & more
- Variable speed compressor technology achieve 30% more energy efficiency
- Adaptive defrost
- Epoxy coated evaporator coil

CT1HC TOP MOUNTED CROSS-TEMP®




Please verify qualifying units by visiting:
www.energystar.gov/cfs

3779 Champion Blvd., Winston-Salem, NC 27105
1-888-845-9800 Fax: 1-336-245-6453
Beverage-Air.com Sales@bevair.com



BEVERAGE-AIR®

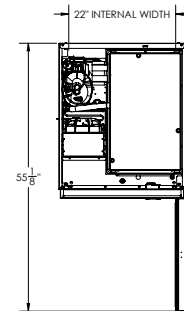
| MODEL | CT1HC-1HS |
|----------------------------------|-------------------|
| EXTERNAL DIMENSIONAL DATA | |
| Width Overall | 26" |
| Depth Overall with Handles | 33 5/8" |
| Height Overall | 85" |
| Number of Doors | 2 |
| Depth with Door Open 90° | 55 1/8" |
| Door Opening (in) | 21 5/8" x 29 5/8" |
| INTERNAL DIMENSIONAL DATA | |
| NET Capacity (cubic ft.) | 23.1 |
| Internal Width Overall (in) | 22" |
| Internal Depth Overall (in) | 26 1/8" |
| Internal Height Overall (in) | 62" |
| Number of Shelves | 3 |
| ELECTRICAL DATA | |
| Full Load Amperes 115/60/1* | 8.0 |
| REFRIGERATION DATA | |
| Horsepower | 4/5 |
| Capacity (BTU/Hr) | 1970 - 4950 |
| SHIPPING DATA | |
| Gross Weight - Crated | 342 lbs |
| Height - Crated | 88" |
| Width - Crated | 41" |
| Depth - Crated | 33" |

NOTE: Remote units are field wired and come with 6" legs.
Refrigerant must be specified at time of order.

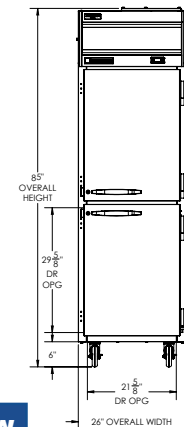
Cross Temp® Top Mount Freezer/Refrigerator Model: CT1HC-1HS

Model Views

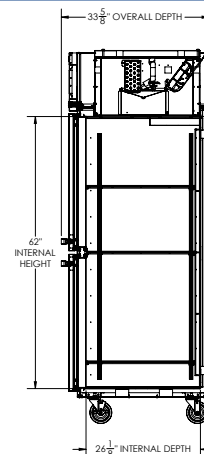
Required Clearance: Top 12", Rear 3"



PLAN VIEW



ELEVATION VIEW



SIDE VIEW

ELECTRICAL CONNECTION



115/60/1*
NEMA 5-15P

Unit pre-wired at
factory and include
8' long cord and
plug set.

* NOTE: This unit utilizes variable speed compressor technology. The compressor can experience nuisance tripping on Class A GFCI outlets which have a trip limit of 4 mA to 6 mA. To avoid this issue in a location that requires GFCI circuit protection, Beverage-Air recommends using a HUBBELL Model Number GFRST83W 20A Heavy Duty Hospital Grade Self-Test GFCI Receptacle.



3779 Champion Blvd., Winston-Salem, NC 27105 1-888-845-9800 Fax: 1-336-245-6453 Beverage-Air.com Sales@bevair.com

an Ali Group Company



The Spirit of Excellence