



ATLAS METAL

1135 N.W. 159th DRIVE, MIAMI, FLORIDA 33169

TEL 305.625.2451

TOLL FREE 800.762.7565

FAX 305.623.0475

WWW.ATLASFOODSERV.COM

SALES@ATLASFOODSERV.COM

Project: _____

Item No.: _____

Quantity: _____

DROP-IN SERVING EQUIPMENT



WUD-24

URN DRAIN Beverage Station with Drain Trough

- WU/WUD-24
- WU/WUD-30
- WU/WUD-35
- WU/WUD-44

SPECIFICATIONS

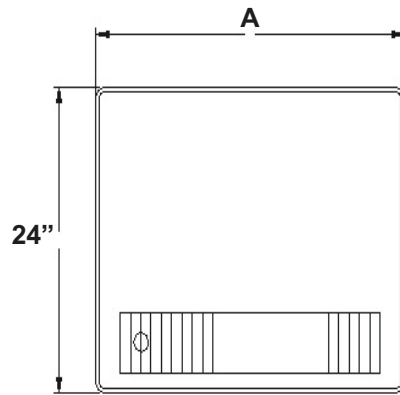
TOP: Constructed of 18 gauge, type 304 stainless steel, die stamped with a raised perimeter bead. There shall be a solid vinyl gasket under the beaded edge to form a seal to the counter top, thus preventing seepage or marring of the counter top. Stainless steel flat top extends the full length and width.

URN TROUGH: (1 EA.), on WU-series units; (2 EA.), on WUD-series units - 4-3/4" x 1-3/4" deep drain trough is/are provided in each top section, with 1/4" minimum covered corners for ease in cleaning. The trough has a 3/4" dia. stainless steel drain fitting welded to one end on operator's left. The trough is provided with a removable, die stamped anti-splash grate.

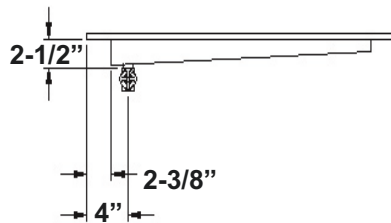
Specifications subject to change without notice.

STANDARD FEATURES

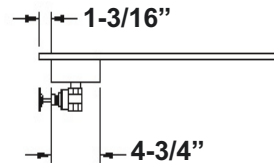
- Factory applied gasket - makes installation a snap and seals units to the counter top, thus eliminating seepage
- Anti-splash grate - removable for ease in cleaning
- 1-Year Parts & Labor Warranty



PLAN VIEW



ELEVATION



END VIEW

WU-Series Single Urn Drain

MODEL	"A"	TROUGH DIMENSION	CUT-OUT REQUIRED	SHIP WT. (LBS.)
WU-24	24" (60.9cm)	4-3/4" X 20" (12 X 50.8cm)	5" X 20-1/2" (12.7 X 52cm)	30 (13.6kg)
WU-30	30" (76.2cm)	4-3/4" X 25-5/8" (12 X 65cm)	5" X 26-1/4" (12.7 X 66.6cm)	30 (13.6kg)
WU-35	35" (88.9cm)	4-3/4" X 31" (12 X 78.7cm)	5" X 31-1/2" (12.7 X 80cm)	30 (13.6kg)
WU-44	44" (111.7cm)	4-3/4" X 39-1/2" (12 X 100.3cm)	5" X 40" (12.7 X 101.6cm)	45 (20.4kg)

WUD-Series Double Urn Drain

MODEL	"A"	TROUGH DIMENSION	CUT-OUT REQUIRED	SHIP WT. (LBS.)
WUD-24	24" (60.9cm)	4-3/4" X 20" (12 X 50.8cm)	(2) 5" X 20-1/2" (12.7 X 52cm)	30 (13.6kg)
WUD-30	30" (76.2cm)	4-3/4" X 25-5/8" (12 X 65cm)	(2) 5" X 26-1/4" (12.7 X 66.6cm)	30 (13.6kg)
WUD-35	35" (88.9cm)	4-3/4" X 31" (12 X 78.7cm)	(2) 5" X 31-1/2" (12.7 X 80cm)	40 (18.1kg)
WUD-44	44" (111.7cm)	4-3/4" X 39-1/2" (12 X 100.3cm)	(2) 5" X 40" (12.7 X 101.6cm)	50 (22.6kg)