

EVERYDAY BUFFET SILVERWARE STAND



FEATURES:

Supplied with 12 plastic silverware cups.
 4" Swivel Casters, with two brakes.

MATERIAL:

BODY: 20 gauge steel available in matte black vinyl clad

TRAY SHELF: 20 gauge steel available in matte black vinyl clad

Model	Length	Width	Height	Wt (lbs.)	Cu. Ft.
BSWS-B	31 7/8"	22 1/2"	40"	160	28

EVERYDAY BUFFET CASH REGISTER STAND



FEATURES:

Locking drawer
 4" Swivel Casters, with two brakes
 Open storage area

MATERIAL:

TOP: 20 gauge #304 stainless steel welded frame

BODY: 20 gauge steel available in matte black vinyl clad

Model	Length	Width	Height	Wt (lbs.)	Cu. Ft.
BCRS-B	22 1/2"	22 1/2"	34 7/8"	140	19

OPTIONAL END SHELF

18 gauge stainless steel
 stainless steel brackets



STATIONARY SHELF:

Shelf mounted in a fixed position.

Model	Length	Width	Height w/Bracket	Wt (lbs.)	Cu. Ft.
TES-1	22 1/2"	10"	8"	15	3


DROP DOWN SHELF:

Shelf folds down for easy storage.

Model	Length	Width	Height w/Bracket	Wt (lbs.)	Cu. Ft.
TES-1D	22 1/2"	10"	8"	15	3

TA-108

Grommet hole for power
 cords and cables.

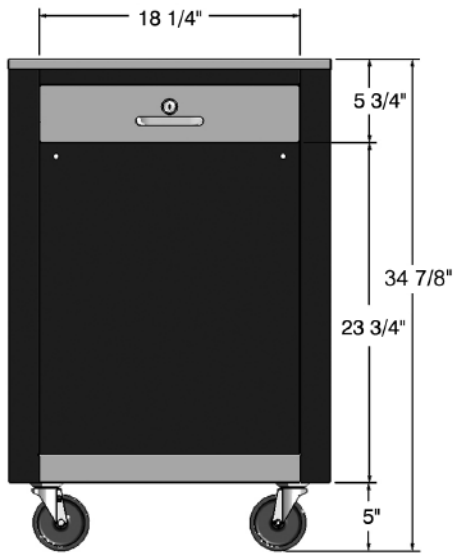
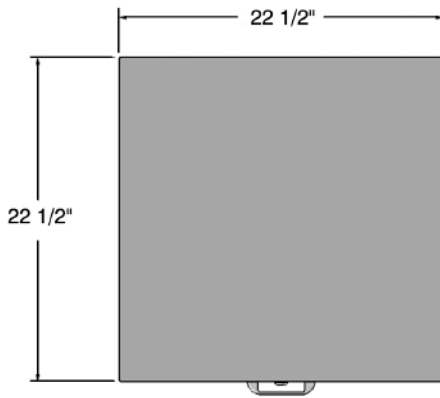


DIMENSIONS and SPECIFICATIONS

TOL ± .125"

ALL DIMENSIONS ARE TYPICAL

BCRS-B



BSWS-B

